



# Hawaii Interagency Council on Homelessness

---

DECEMBER 20, 2021 REGULAR MEETING

10:00 A.M. – 12:00 P.M. HST

# General Housekeeping Items

---

1. Please kindly mute the audio functions on your device when you are not speaking.
2. For purposes of minutes, any person speaking should identify themselves by first and last name and office before speaking.
3. Please mute your speaker if you are not speaking in order to cut out any ambient background noise. Also make sure to close doors and windows as appropriate to reduce background noise.
4. Participants should identify yourself by using the **raise hand** feature on MS Teams. If you are joining by computer, click on the Participants tab and then the “More” icon that looks like three dots (...). Click on the **raise hand** and control the function when appropriate.



# Housekeeping Items Cont.

---

5. Council members needing to excuse yourselves, please raise your hand to let the Chair know or speak up if on the phone.
6. If you involuntarily disconnect, please call Justin Limasa at **(808) 342-1174** for assistance to reconnect.
7. If you voluntarily disconnect, please announce that you are leaving the meeting and staff will record the time for the meeting minutes.



# *Blue Christmas 2021*

Honoring and remembering those who passed away this year while experiencing homelessness.



**Alvin A., 58**

**Anthony B., 68**

**Stanley C., 73**

**Fuiavailili A., 72**

**Tina B., 46**

**Nicky C., 59**

**Pascal A., 43**

**Judith B., 68**

**Wendy C., 62**

**Jason B., 39**

**Larry B., 62**

**Juanito C., 89**

**Vernon B. Jr., 63**

**Laurence C., 74**

**George C., 58**

**Winifredo B., 49**

**Jeffrey C., 63**

**Edward C., 85**

**Dreena-lyn, B., 48**

**Joshua C., 47**

**Brannon D., 22**

**Dadmwo B., 54**

**Charles C., 58**

**Walter D., 66**

**Richard B., 60**

**Pamela C., 69**

**Andrew D., 45**

**Justin B., 38**

**Walter C., 58**

**Joseph D., 32**



Dany D., 57

Samuel F., 48

Thanakorn H., 58

Eric D., 61

Malenaite G., 36

Jeremy H., 49

Lester D., 69

Garrald G., 63

Lisa H., 40

Curtis D., 34

Antoni G., 50

Guy H., 59

Mark D., 37

Trudi G., 61

Robyn H., 32

Judith E., 76

Niko G., 49

Connie H., 48

Raymond E., 58

John G., 63

Michel H., 61

Jeremy E., 34

Ernest G., 59

Alfred I., 59

Joshua F., 34

William H., 72

Joshua J., 35

Afua F. Jr., 48

Mahe H., 57

Herman K., 49



Radford K., 54

Melody K., 32

Tyrone L, 47

Jeffrey K., 55

Peter K., 63

Brysha L., 48

Maria K., 24

Lance K., 59

Anthony L., 63

Debra Lee K., 70

Isaac K. Jr, 52

Saimone M., 62

Reese K., 46

Elia L., 41

Christopher M., 51

John K., 68

Larry L, 69

Taieko, M., 76

Kekoa K., 45

Richard L, 66

John M., 51

Richard K., 58

Nani L., 40

Paniani M., 59

Florence K., 48

William L., 68

Craig M., 59

Stanley K., 66

Charles L., 53

Jmiranda M., 36



**Robert N., 74**

**Bruce P., 61**

**Quisheia R., 44**

**Mark N., 65**

**William P., 52**

**Jack R., 74**

**Paul N., 47**

**Johnathan P., 31**

**Jade R., 27**

**Charles N., 35**

**Ribanne P., 51**

**Marino R., 75**

**Ronald O., 61**

**Holly P., 51**

**William R., 62**

**Jonah O. 46**

**Hung q., 67**

**Rosen R., 48**

**Gerald P., 41**

**Thomas R., 51**

**Jesse S., 67**

**Alejandro P., 54**

**Aaron R., 46**

**Artin S., 45**

**Lee P., 36**

**Oyate R., 45**

**Kevin S., 65**

**Donnashane P., 62**

**Rossani R., 61**

**Robert S., 55**





**Ryan S., 42**

**Kenneth W., 52**

**Robert S., 57**

**Sean W., 47**

**Abrajean S., 40**

**Patricia W., 67**

**Mark S., 60**

**Wayne Y., 41**

**Cari S., 58**

**Carol Y., 72**

**Lyle S., 48**

**Matthew Z., 38**

**Taiana T., 53**

**Ray Anthony T., 47**

**Gilbert T., 61**

**Michael T., 53**



# II. Overview and Approval of Agenda

---

## New Business

1. Presentation from HomeAid Hawaii and U.S. Vets regarding the Kamaoku Kauhale project in Kalaeloa.
2. Presentation from the CoCs regarding planning efforts for the 2022 Point in Time count and 2022 legislative priorities.
3. Vote on adoption of HICH legislative priorities for 2022.

## Continuing Business

1. Presentation on updated 2022 fiscal map for federal, state, and local homeless funding, including overview of online fiscal map dashboard.
2. Overview of FY21 CoC program competition and project priorities.
3. Overview of the Ohana Zone pilot program.



# III. Approval of Minutes

---

- Review and approve minutes for the September 20, 2021 regular meeting.
  
- Minutes can be found online at:  
<https://homelessness.hawaii.gov/hich/agenda-and-minutes/>



# IV. Public Testimony

---

1. Members of the public wishing to testify should signal your intent to testify by **raising your hand** so staff can notate the names and order of testifiers.
2. Testimony will be provided **in the order that hands are raised**.
3. Please state your first and last name and organization for the record before starting your testimony.
4. Please try to mute your speaker before you are ready to speak to cut out any ambient background noise.
5. Testimony should be limited to **one minute**.



# V.a. New Business

---



- **Nani Medeiros, HomeAid Hawaii**
- **Dr. Kim Cook and Gregory Williams, U.S. Vets**
- **Overview of Kamaoku Kauhale:**
  - First tenant moved in December 2021.
  - Rent is \$500 per month.
  - Application and other information, including rental applications and FAQs, are online at:  
<https://homelessness.hawaii.gov/kamaoku/>



---

# KAMA'OKŪ KAUAHALE

A COMMUNITY TO CALL HOME



*Proud Operator of the West O'ahu Tiny Home Community*

# U.S.VETS OVERVIEW

- **Organization founded in 1993** by Judge Harry Pregerson to address growing number of veterans living unsheltered on streets of LA
- Incorporation as 501c3 non-profit organization that was originally called “Los Angeles Veterans Initiative”
- L.A. based organization, started with 1 site in Inglewood, CA and has expanded to operating **32 residential and service sites across the nation** to include the District of Columbia and the Territory of Guam
- Provides services in Hawai‘i from it’s **Barber’s Point and Wa‘ianae Civic Center** locations
- **Supportive services** provided includes:
  - Homeless Prevention & Rapid Re-housing
  - Emergency & Transitional Housing
  - Workforce & Career Development
  - Substance Abuse Treatment & Psychotherapeutic Services
  - Case Management Services





*“To Stand Tall & Thrive”*

### KEY PARTNERS

- **Lieutenant Governor** Dr. Josh Green & Chief of Staff Brooke Wilson
- **Hawaii Public Housing Authority**  
Hakim Ouansafi
- **HomeAid Hawai‘i** & Affiliates
- **State of Hawai‘i** Homeless Programs Office (HPO) and Office of the Governor
- **City & County of Honolulu**  
Department of Community Services – CBDD
- **Weinberg Foundation & Hawai‘i Community Foundation**



# THE HISTORY

- The kauhale combines local initiatives and elements of Community First! Village in Austin, TX to offer another tool in our toolbox to end homelessness
- Community First! Village is a 51-acre master planned development that provides affordable, permanent housing and a supportive community for men and women coming out of homelessness
- Fall of 2019 – U.S.VETS discussed consideration for operating the project with strategic geography between our agency's existing buildings in Kalaeloa
- Beginning of 2020 – Executed a contract with HPHA to operate the project that is now our beloved, Kama'okū Kauhale

# THE VISION

- Provide a transformative and safe, supportive community environment of living for individuals who are homeless
- Create a master-planned community that offers residents a sense of community, home, belonging, responsibility, and dignity
- Offer opportunities to improve long term sustainability and a quality of life that is critical to elongate one's life



# THE LANDSCAPE

---

- 1.5 acres located in Kalaeloa, O'ahu
- Owned by the Hawai'i Public Housing Authority
- Existing building on site (Building 32) envisioned to serve shared facilities and on-site services





## FROM CONCEPT TO REALITY

---

- Kama'oku is a small community consisting of 36 tiny homes (each 10x10), with communal restrooms and common areas.
- Planned, designed and built from a community-centered concept, this site offers a fresh new approach to housing our homeless neighbors with aloha and inclusion.





## COMMUNITY AMENITIES

- Private Individual Living Space
- Community Lounge
- On-Site Food Service
- Outdoor Community Gathering Space
- On-Site Laundry Facilities
- Recreational Activities
- Close Proximity to Public Transportation



## AVAILABLE SERVICES

- Clinical & Case Management Services
- Housing Assistance
- Workforce & Career Development
- On-Site Medical Care
- Life Skills Workshops & Psychoeducational Groups



# ELIGIBILITY CRITERIA

- ★ Single occupancy units only
- ★ Must be homeless or chronically homeless
- ★ VISPDAT score of 8 or greater  
Income must be below 60% AMI
- ★ Must not have a sex offense or arson conviction
- ★ Must not have been convicted of violent crime within the past two years

# APPLICATION & SELECTION

- Applicants may be self-referred or referred by other organizations/outreach providers
- Application is available on several websites, or can be obtained in person
- Application submitted electronically, in person, or through case manager if applicable
- Application is reviewed and VI-SPDAT score obtained
- Background check is conducted during processing of application
- If applicant meets all eligibility criteria, then intake/move-in is scheduled



# CONTACT INFORMATION

For more information, please  
contact us today

**PHONE:** 808.282.0554

**EMAIL:** [infohi@usvets.org](mailto:infohi@usvets.org)

**WEBSITE:** [www.usvets.org](http://www.usvets.org)

**FB:** U.S.VETS – Barber's Point





# V.a. New Business (cont.)

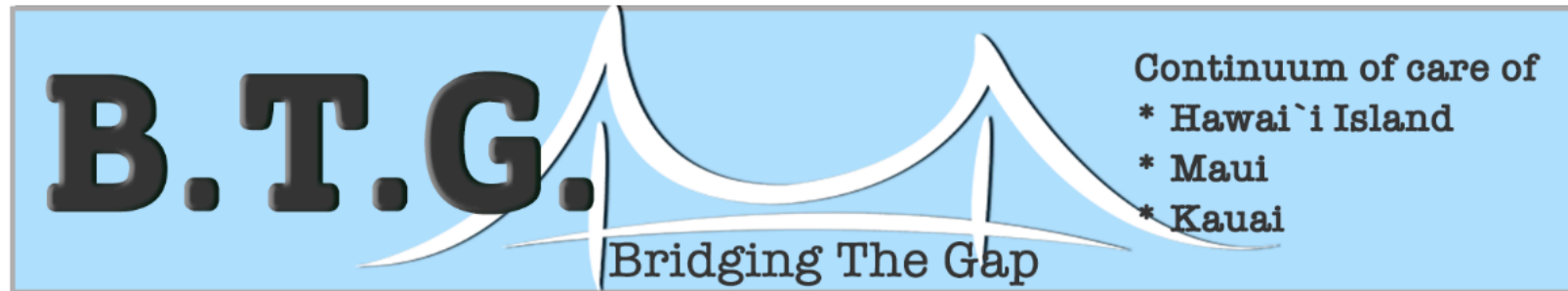
---

- The HUD Honolulu Field Office clarified in a memo dated May 26, 2020 that the following factors are considered in determining whether a person's housing can be included in the CoC's Housing Inventory Count (HIC):
  - **Does each unit have electricity?** Lack of electricity illumination would mean that the units would not count as any form of housing/shelter to be included on the HIC.
  - **Is there access to plumbing?** It does not necessarily have to be in the unit, but must be reasonably accessible all year round to all participants.
  - **Is there access to running water?** It does not necessarily have to be in the unit, but must be reasonably accessible all year round to all participants.
  - **Is there appropriate heating, ventilation, and air conditioning (HVAC) for the climate?**
  - **Are the participants sheltered (i.e. covered by walls on all sides)?**
  - **Is there at least one working smoke detector in each unit?**
  - **Do the units meet local building code?** The units must meet local building code.
- HUD defines CoC Permanent housing as community-based housing ***without a designated length of stay*** in which formerly homeless individuals and families live as independently as possible.
- Additionally, tiny home projects must meet HUD's Housing Quality Standards (HQS) to use HUD CoC rental assistance funding to assist clients in tiny homes to pay rent for units.



# V.b. New Business

---





**B.T.G.**

Bridging The Gap

Continuum of care of

- \* Hawai`i Island
- \* Maui
- \* Kauai

---

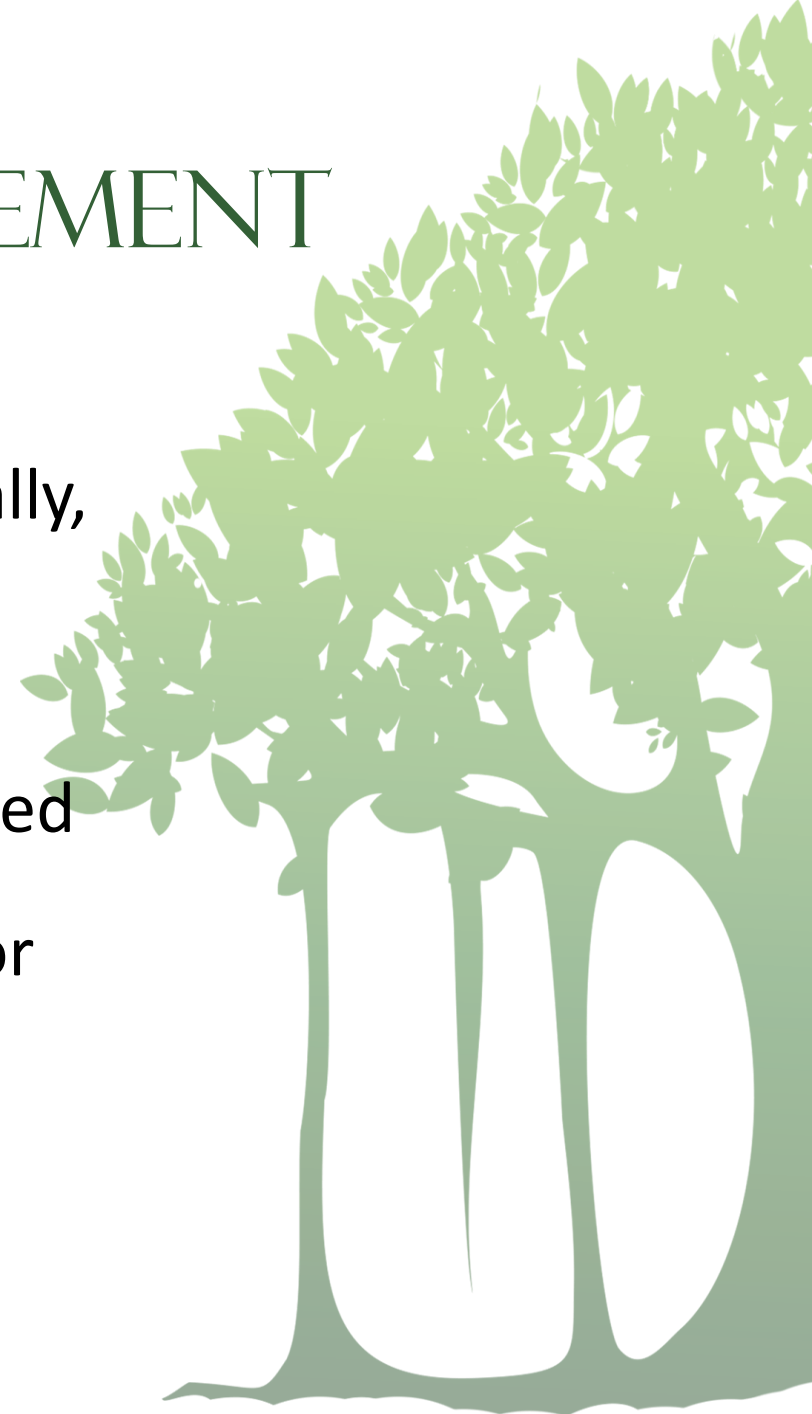
# POINT IN TIME COUNT METHODOLOGY

MAUDE CUMMING



# PIT COUNT IS A HUD REQUIREMENT

- Under Section 578.7 of the CoC Program interim rule, CoCs must plan and conduct, at least biennially, a Point-in-Time Count of homeless persons within the geographic area.
- Section 578.3 of the CoC Program interim rule defines Point-in-Time Count as a “count of sheltered and unsheltered homeless persons carried out on one night in the last 10 calendar days of January or at such other time as required by HUD.”
- CoCs are required to conduct a PIT count at least biennially during the last 10 days of January.



# WHO MUST BE COUNTED?

Sheltered	Unsheltered
<ul style="list-style-type: none"><li>• CoCs must count all individuals or families who meet the criteria in paragraph (1)(ii) of the homeless definition in 24 CFR 578.3.</li><li>• Individuals and families “living in a supervised publicly or privately operated shelter designated to provide temporary living arrangements” on the night designated for the count.</li><li>• CoCs should report on people based on where they are sleeping on the night of the count, as opposed to the program they are enrolled in.</li></ul>	<ul style="list-style-type: none"><li>• CoCs must count all individuals or families who meet the criteria in paragraph (1)(i) of the homeless definition in 24 CFR 578.3.</li><li>• Individuals and families “with a primary nighttime residence that is a public or private place not designed for or ordinarily used as a regular sleeping accommodation for human beings, including a car, park, abandoned building, bus or train station, airport, or camping ground” on the night designated for the count.</li></ul>

# B.T.G.

Bridging The Gap

Continuum of care of

\* Hawai'i Island

\* Maui

\* Kauai

## WHO MUST NOT BE COUNTED?

Individuals and families residing in the following locations on the night of the count are prohibited from being included in the sheltered or unsheltered PIT count:

- A. Persons residing in PSH programs, including persons housed using HUD Veterans Affairs Supportive Housing (VASH) vouchers.
- B. Persons residing in Other Public Housing (OPH) housing, including persons in a Grant Per Diem (GPD) Transition in Place (TIP) project on the night of the count.
- C. Persons counted in any location not listed on the Housing Inventory Count (HIC)-(e.g., staying in projects with beds/units not dedicated for persons who are homeless).
- D. Persons temporarily staying with family or friends (i.e., “doubled-up” or “couch surfing”).
- E. Persons residing in housing they rent or own (i.e., permanent housing), including persons residing in rental housing with assistance from a Rapid Re-Housing (RRH) project on the night of the count.
- F. Persons residing in institutions (e.g., jails, juvenile correction facilities, foster care, hospital beds, detox centers).

# POPULATION DATA

**CoCs must provide demographic data for both sheltered and unsheltered persons according to the following three household types:**

- A. *Persons in households with at least one adult and one child. This category includes households with one adult and at least one child under age 18.*
- B. *Persons in households without children. This category includes single adults, adult couples with no children, and groups of adults (including adult parents with their adult children).*
- C. *Persons in households with only children. This category includes persons under age 18, including children in one-child households, adolescent parents (under age 18) and their children, adolescent siblings, or other household configurations composed only of children.*

**CoCs must report the total number of persons and households, by age category, for each household type, per below.**

**A. Persons in households with at least one adult and one child:**

- (1) *The number of children under age 18;*
- (2) *The number of young adults ages 18 to 24; and*
- (3) *The number of adults over age 24.*

**B. Persons in households without children:**

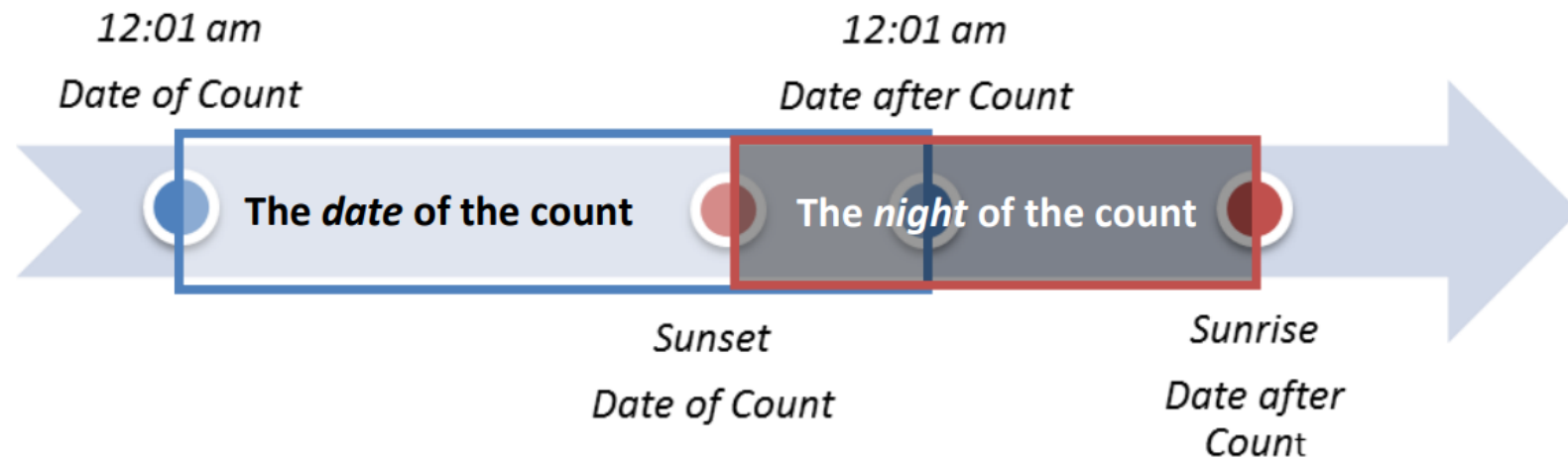
- (1) *The number of young adults ages 18 to 24; and*
- (2) *The number of adults over age 24*



# TIMING OF THE COUNT



HUD requires that CoCs identify the date on which the count was conducted; however, the term 'night' signifies a single period of time from sunset to sunrise, which spans two actual dates. The 'night of the count' begins at sunset on the date of the count and ends at sunrise on the following day, as shown in the illustration below.





# PIT APPROACH: CENSUS VS. SAMPLING

HUD requires CoCs to collect reliable data on the total number and characteristics of all people (i.e., sheltered and unsheltered) residing in the CoCs' geographic area who are homeless on a single night and report these data to HUD.

CoCs often do not have complete data on everyone who is homeless and so must estimate some data. Therefore, HUD allows CoCs to use multiple approaches to complete their count, including a census approach, sample, or a combination of census and sampling approaches.

It is important for CoCs to closely examine their local circumstances, including resources, capacity, and other reporting needs, to determine whether a census or a sampling approach is appropriate for each aspect of their PIT count.



# CENSUS VS. SAMPLING



## Census

A census count is an enumeration of all homeless people or a distinct subset of homeless people (e.g., households with adults and children) in CoCs. This counting approach provides a direct and complete count of all people and their characteristics, does not require any estimates, and can be used as a benchmark for future PIT counts. A census count should incorporate the entire CoCs' geography. However, it can be difficult and resource intensive to canvass, count, and survey all homeless persons in the CoCs.

## Sampling

Sampling is a partial enumeration of the entire homeless population (or a subset of the homeless population) and can be more feasible for some CoCs or for certain required data (e.g., substance use disorder). CoCs may sample a smaller group of homeless people that are selected from the larger homeless population or a subset (e.g., homeless youth) and use it to estimate the number and characteristics of the entire homeless population or a subset within the CoCs. CoCs may also sample by counting homeless people located in certain geographic regions within the CoCs and then use this information to estimate the overall homeless population. Sampling can provide an accurate measure of the CoCs' homeless population if it is done correctly, including an appropriate sample size.

# B.T.G.

Bridging The Gap

Continuum of care of

- \* Hawai`i Island
- \* Maui
- \* Kauai

## BTG'S APPROACH

1. Census method- drives accuracy and reliability
2. Participants are asked: "Where did you sleep on the night of January 23<sup>rd</sup>?"
3. Rather than just a 1-day count- we use a six-day period (every day through January 29<sup>th</sup>), which includes unsheltered canvassing on the actual night of the count
4. Utilizing this approach allows outreach personnel to recanvass the same area at different times of the day to ensure that unsheltered homeless are not missed.
5. Although volunteers are utilized to support the count, the vast majority of BTG's canvassing efforts over the five-day period are conducted by experienced outreach personnel familiar with both the consumers and the local geographic areas.
6. Methodology has been used for BTG since 2009 and drives consistent reporting making year over year assessments more reliable.

[View the 2020 BTG Point in Time Count](#)



# HOUSING INVENTORY COUNT (HIC)

## HIC

- A generalized assessment of homeless bed capacity capturing all the available beds across the entire CoC.
- Self-reported based on work plans submitted.
- ES/TH Beds are sometimes counted from projections of full utilization (a unit that can house a family of 6- you may only house a family of 3 making the other 3 bed unusable).
- Accounts for PSH which are usually already at capacity.



[View the 2020 BTG Housing Inventory Count](#)

\* See glossary of terms for acronym definitions



**B.T.G.**

Bridging The Gap

Continuum of care of

- \* Hawai`i Island
- \* Maui
- \* Kauai

---

# APPENDIX



# GLOSSARY OF TERMS



BTG CoC: Bridging the Gap Continuum of Care (Balance of State)

CoC: Continuum of Care

ES: Emergency Shelter

GPD: Grant Per Diem

HIC: Housing Inventory Count

HUD: Housing & Urban Development

OPH: Other Public Housing

PIT: Point in Time Count

PSH: Permanent Supportive Housing

RRH: Rapid Re-Housing

TH: Transitional Housing

TIP: Transition in Place

VASH: Veterans Affairs Supportive Housing



# SAMPLE SURVEY- PART 1



Survey ID: \_\_\_\_\_

Rev 1/2/20

USE THIS FORM IF THE CLIENT IS **SINGLE (Unaccompanied)**  
**2020 MAUI COUNTY Homeless Point-in-Time Count Survey**

Interviewer's Name: \_\_\_\_\_ Agency/Group: \_\_\_\_\_

Site of Interview (Actual Location): \_\_\_\_\_ Date: \_\_\_\_\_

Site of Interview Geolocation: \_\_\_\_\_° \_\_\_\_\_' \_\_\_\_\_" N \_\_\_\_\_° \_\_\_\_\_' \_\_\_\_\_" W

What are the best places and times to find you? \_\_\_\_\_

**"Are you living alone or with others?"** \_\_\_\_\_

*(If living unsheltered with others, including a child under 18, use **HOUSEHOLD** form)*

**"Where did you sleep this past SUNDAY, January 26<sup>th</sup>?"** \_\_\_\_\_

**SPECIFIC LOCATION - If answer is a sheltered location (e.g. house, shelter, hospital, jail), END SURVEY.**

**"What area of the island did you sleep?"** \_\_\_\_\_

Enter a Region # (1-6)

1. First Name: \_\_\_\_\_ Last Name: \_\_\_\_\_

2. Date of Birth: \_\_\_\_\_/\_\_\_\_\_/\_\_\_\_\_ OR if DOB refused, Age: \_\_\_\_\_

3. Client Phone Number: \_\_\_\_\_

4. Gender:  Male  Transgender  Unknown/Refused  
 Female  Gender Non-Conforming (i.e. not exclusively male or female)

5. Do you identify as Hispanic/Latino (Ethnicity)?  Yes  No  Unknown  Refused

6. What Races do you identify with? (CLIENT MAY SELECT MORE THAN ONE)

- |  |   |   |                                     |
|--|---|---|-------------------------------------|
| <input type="checkbox"/> American Indian/Alaska Native | <input type="checkbox"/> Japanese       | <input type="checkbox"/> Native Hawaiian        | <input type="checkbox"/> Tongan     |
| <input type="checkbox"/> Asian                         | <input type="checkbox"/> Korean         | <input type="checkbox"/> Other                  | <input type="checkbox"/> Vietnamese |
| <input type="checkbox"/> Black                         | <input type="checkbox"/> Marshallese    | <input type="checkbox"/> Other Asian            | <input type="checkbox"/> White      |
| <input type="checkbox"/> Chinese                       | <input type="checkbox"/> Micronesian    | <input type="checkbox"/> Other Pacific Islander | <input type="checkbox"/> Unknown    |
| <input type="checkbox"/> Filipino                      | <input type="checkbox"/> Multiple Races | <input type="checkbox"/> Samoan                 | <input type="checkbox"/> Refused    |



# SAMPLE SURVEY PART 2

7. Have you served on active duty in the Armed Forces of the United States?

Yes       No       Unknown       Refused

**IF NO, SKIP to Question #9**

8. Were you called up to active duty, as a National Guard member or Reservist?

Yes       No       Unknown       Refused

9. How long have you been continuously homeless this time?

Less than 1 year       1 year or longer       Unknown       Refused

10. How many times have you been homeless in the past 3 years?

1–3 times       4 or more times       Unknown       Refused

If "4 or more times" is checked, have these episodes combined for one year or more of homelessness?

Yes       No       Unknown       Refused

11. Were you on the street, beach, park, or in an emergency shelter each time?

Yes       No       Unknown       Refused

12. Do you have a mental health disability that limits your ability to work or perform activities of daily living?

Yes       No       Unknown       Refused

13. Do you have an alcohol or drug problem that limits your ability to work or perform activities of daily living?

Yes       No       Unknown       Refused

14. Are you currently living with HIV/AIDS?       Yes       No       Unknown       Refused

15. Do you have a physical, developmental, or other disability that limits your ability to work or perform activities of daily living?       Yes       No       Unknown       Refused

**Description of Person if they Refused to be Surveyed:**





# METHODOLOGY EXCEPTION



October 30, 2019

Mr. Mark A. Chandler, Director  
Office of Community Planning and Development  
U.S. Department of Housing and Urban Development  
Honolulu Field Office  
1132 Bishop Street, Suite 1400  
Honolulu, Hawaii 96813

**RE: Request for Point In Time Count Date Exception**

Dear Mr. Chandler:

The Neighbor Islands Continuum of Care, Bridging the Gap (BTG), respectfully requests HUD's approval for a PIT count date exception for its upcoming 2020 Unsheltered PIT count. This formal request is in response to your email dated Friday, October 18, 2019 apprising BTG of the need to gain an exception in writing from HUD to continue with the methodology it has employed dating back to 2009. Rationale as to why the exception is being requested along with additional background related to the current methodology is presented below. Per your request, Mr. William Snow has also been copied on this correspondence.



# METHODOLOGY EXCEPTION

BTG has elected to conduct an annual PIT count since 2009, underscoring the importance of this key data point to the CoC in determining how homelessness is changing from year to year and the effectiveness of the homeless services system on the Neighbor Islands. Increasing the frequency of the unsheltered count from the previous biennial HUD requirement was essential to the CoC in developing the count's accuracy and increasing the skill and capacity of the local communities in conducting a reliable one-day estimate of homelessness.

The methodology of the current annual PIT count employed by BTG is a variant of the HUD-recommended methodology, which suggests the selection of one night in the last ten days of January to measure unsheltered homelessness. In terms of historical context for the unsheltered count, the State of Hawaii received HUD's permission in 2009 to deviate from the conventional one-night unsheltered PIT count methodology and to instead conduct a physical count over a five-day period within the last ten days of January, which includes unsheltered canvassing on the actual night of the count. Over the course of the last eleven years, BTG has continued to refine and implement the unsheltered count using the same general methodology. By using the same methodology and improving upon its execution from year to year, BTG is very confident that the data and reporting presented each year are accurate and can be reasonably compared to prior years' estimates.



# METHODOLOGY EXCEPTION



The key methodological difference of the Neighbor Islands unsheltered count requires that all unsheltered persons encountered by field enumerators during the five-day physical count be asked “Where did you sleep this past [Actual Date of the Count]?”. While much of the canvassing takes place on the actual date of the count, additional encounters with unsheltered homeless, either at drop-in centers, shelters, or other unsheltered locations are able to augment the count if individuals identify themselves as sleeping in a location deemed unsheltered and within the federal definition of homelessness. Utilizing this approach allows outreach personnel to recanvass the same area at different times of the day to ensure that unsheltered homeless are not missed. BTG is confident in this approach due to the extensive coverage of its experienced outreach service providers on each of the Neighbor Islands, in addition to the high rate of names data collection, which allows for the data to be deduplicated with high confidence.

In addition to the question above, field enumerators ask other unsheltered survey questions that are based largely on criteria established in HUD’s *Guide to Counting Unsheltered Homeless*. BTG’s unsheltered survey tools used each year are documented in the appendices of the annual PIT count reporting. The surveys collected for unsheltered persons during the canvassing period are then entered in the PIT count module of the HMIS. After all surveys have been entered, the data are extracted, cleaned, unduplicated and analyzed to obtain the final PIT statistics required by HUD and local communities.



# METHODOLOGY EXCEPTION

Since 2009, BTG has greatly improved both its general outreach services delivery and PIT count execution. The State of Hawaii currently contracts for outreach services on Hawaii Island, Maui, and Kauai. One organization is selected on each of the islands to deliver comprehensive outreach services to all geographic areas. These organizations also serve as the PIT Lead agency for each of the islands each year. By serving as the PIT Leads, these agencies leverage the rapport and trust that has been gained with unsheltered consumers, thereby increasing the validity of the count's results. Although volunteers are utilized to support the count, the vast majority of BTG's canvassing efforts over the five-day period are conducted by experienced outreach personnel familiar with both the consumers and the local geographic areas. Implementing the count in this manner enables BTG to ascertain with confidence whether consumers are truly unsheltered homeless on the night of the count, and to establish extremely high rates of names data collection and subpopulation information, which supports the legitimacy of the final reporting.

The high rate of names data collection achieved by BTG each year while applying the current methodology is paramount to deduplicating within the sheltered and unsheltered components to produce a reliable estimate of one-day homelessness and is used to provide more meaningful analysis to the CoC and outreach providers after the count concludes. BTG



# METHODOLOGY EXCEPTION

**B.T.G.**

Bridging The Gap

Continuum of care of

- \* Hawai'i Island
- \* Maui
- \* Kauai

applies the data collected over the five-day canvassing period to help determine, 1) whether clients continue to appear in the unsheltered counts annually and to aid in the prioritization of housing resources, 2) to bolster outreach services provision and as follow-up to consumers identified during the count in the weeks and months after the count, 3) to aid in understanding coverage rates and gaps in services delivery both during the count and in general outreach services provision, and 4) to corroborate subpopulation information with key stakeholders to improve the accuracy of the final report (e.g. veteran status).

Many of the PIT count procedures and reporting trends that BTG has worked hard to establish have been centered around the current methodology. More information and resources related to this work can be found here:

<https://www.hawaiihomelessprogramshmis.org/reports-publications/hawaii-homeless-point-in-count-reports/>. Over the years BTG has worked diligently to improve these processes to a point where stakeholders and agencies feel very confident in the procedures and that the reporting is reliable and comparable from year to year. BTG respectfully requests approval to continue with the current methodology and believes that a change to the current processes would have a negative impact on the accuracy and completeness of the unsheltered count and BTG's ability to make informed decisions with respect to unsheltered services delivery.

Moreover, some communities have changed their methodology and execution frequently, making year to year or biennial comparisons difficult and often meaningless. Changes in unsheltered homelessness cannot be attributed to real decreases or increases in the true unsheltered count due to the variability that such changes create.

BTG humbly requests HUD's favorable consideration of this request to maintain the current unsheltered PIT count methodology. If you have any questions, please feel free to contact me via email or phone at [bmenino@hopeserviceshawaii.org](mailto:bmenino@hopeserviceshawaii.org) or (808) 938-3050.



# 2022 Point In Time Count



Homeless

**PARTNERS IN CARE** *Oahu's Continuum of Care*

*Mission: To eliminate homelessness through open and inclusive participation and the coordination of integrated responses*

# 2022 Point In Time Count

HUD requires that every Continuum of Care conduct a complete a thorough Point In Time Count at least every other year. The Oahu Continuum of Care has chosen to conduct a count every year:

- Ability to see trends more frequently,
- Complete a full data analysis every year,
- Support requests for funding and programs
- More...

**PARTNERS IN CARE** *Oahu's Continuum of Care*

*Mission: To eliminate homelessness through open and inclusive participation and the coordination of integrated responses*



~~Homeless~~

# Methodology:

Starting with the 2020 PITC, the Oahu CoC has used a digital app to collect all data for the Point In Time Count.

Partners In Care's uses two digital tools:

- Observation tool
- Survey tool



~~Homeless~~

**PARTNERS IN CARE** *Oahu's Continuum of Care*

*Mission: To eliminate homelessness through open and inclusive participation and the coordination of integrated responses*



# Observation Tool:

- Observe from a distance
- Attain race, age, sex,



~~Homeless~~

**PARTNERS IN CARE** *Oahu's Continuum of Care*

*Mission: To eliminate homelessness through open and inclusive participation and the coordination of integrated responses*

# Survey Tool:

- Complete an in-depth survey to determine:
  - Length of homelessness
  - Reason for homelessness
  - Physical and health issues
  - Sexual orientation
  - Much more....



~~Homeless~~

**PARTNERS IN CARE** *Oahu's Continuum of Care*

*Mission: To eliminate homelessness through open and inclusive participation and the coordination of integrated responses*

# Needs:

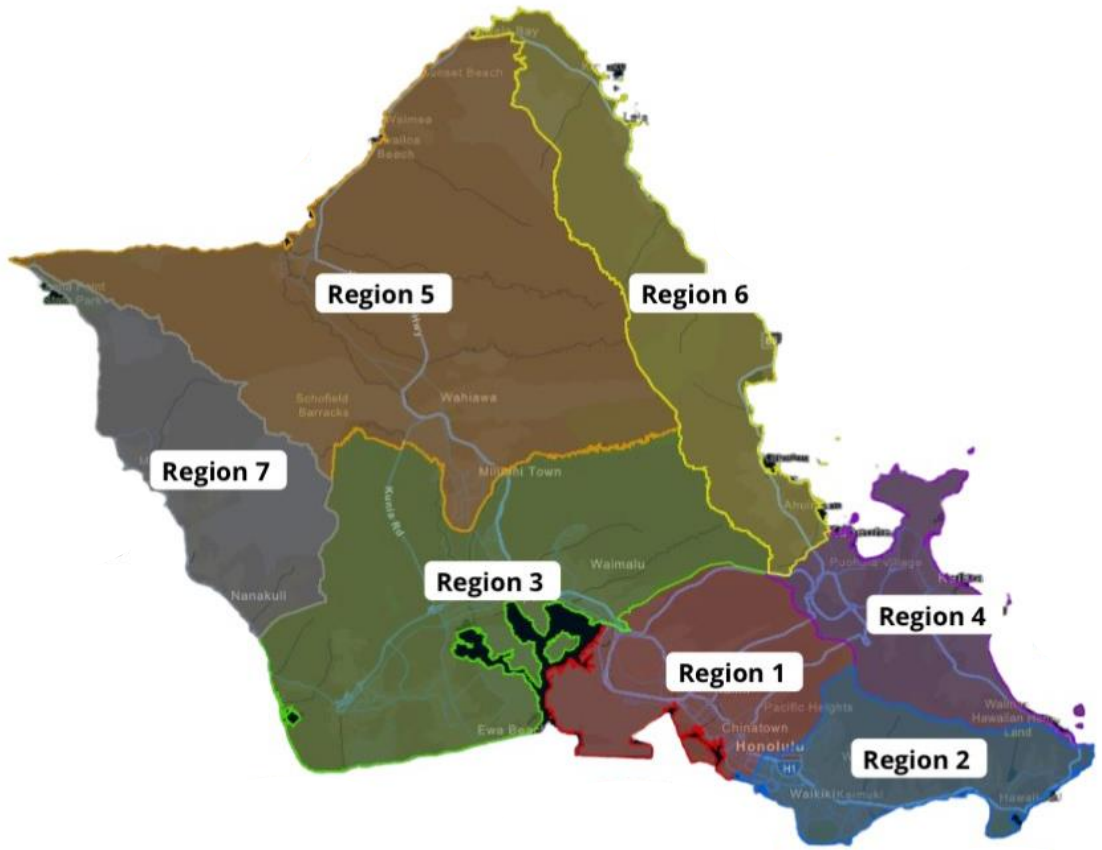
- Volunteers
  - Hoping for 600-700
- Donations
  - Gift cards
  - Snack items (pre-packaged)
  - Feminine hygiene items



~~Homeless~~

**PARTNERS IN CARE** *Oahu's Continuum of Care*

*Mission: To eliminate homelessness through open and inclusive participation and the coordination of integrated responses*



Homeless

**PARTNERS IN CARE** *Oahu's Continuum of Care*  
*Mission: To eliminate homelessness through open and inclusive participation and the coordination of integrated responses*

Questions?

Thank you!



Homeless

**PARTNERS IN CARE** *Oahu's Continuum of Care*

*Mission: To eliminate homelessness through open and inclusive participation and the coordination of integrated responses*

# V.b. Legislative Priorities

---



- **Laura Thielen, Executive Director**  
**Bob Wardlaw, Advocacy Committee Chair**  
**Partners in Care**



- **Cheryl Bellisario**  
**Homelessness Administrative Assistant**  
**Office of the Governor's Coordinator on Homelessness**



# 2022

## Partners In Care – Oahu's Continuum of Care Legislative Priorities



Homeless

**PARTNERS IN CARE** *Oahu's Continuum of Care*

*Mission: To eliminate homelessness through open and inclusive participation and the coordination of integrated responses*

# 2022 Legislative Session

- Income Discrimination
- After Care
- Rental Application fees
- Expansion of Shallow Subsidy
- Keiki Caucus – Relating to Emergency Shelter
- Mental Health Assistance
- Ohana Zone



~~Homeless~~

**PARTNERS IN CARE** *Oahu's Continuum of Care*

*Mission: To eliminate homelessness through open and inclusive participation and the coordination of integrated responses*



# PIC Advocacy Committee

- Chair – Bob Wardlaw
- Meets monthly throughout the year
- Participates in Joint Advocacy Committee with BTG with facilitation by Governor’s Coordinator on Homelessness
- Meets with Legislators/Council Members



~~Homeless~~

**PARTNERS IN CARE** *Oahu's Continuum of Care*

*Mission: To eliminate homelessness through open and inclusive participation and the coordination of integrated responses*

# Questions?

- Bob Wardlaw – [bob@projectvisionhawaii.org](mailto:bob@projectvisionhawaii.org)
- Laura Thielen – [laurat@partnersincareoahu.org](mailto:laurat@partnersincareoahu.org)

## THANK YOU!



~~Homeless~~

**PARTNERS IN CARE** *Oahu's Continuum of Care*

*Mission: To eliminate homelessness through open and inclusive participation and the coordination of integrated responses*

# V.b. Legislative Priority Recommendations

---

- **Promote affordable rental housing for people transitioning from homelessness.** This includes support for the Rental Housing Revolving Fund, Dwelling Unit Revolving Fund, and support for shallow rental subsidies and programs like the Ohana Zone pilot that pair funding for social services with capital funds to promote supportive housing projects, such Kamaoku, Kealaula at Pua Loke, and Huliau. In addition, this includes adoption of policies that facilitate the development of such projects.
- **Support policies and programs that address upfront barriers to accessing existing rental housing inventory.** This includes support policies that address source of income discrimination for rental housing, regulation of rental screening fees, and support for incentives to encourage landlords to participate in housing assistance programs.
- **Support policies and programs that assist key homeless sub-populations – such as youth, the severely mentally ill, and individuals with chronic substance use – to transition to stable, long-term settings.** This includes support for diversion programs that seek to divert individuals from hospitalization or the criminal justice system by connecting them with appropriate services and housing supports.

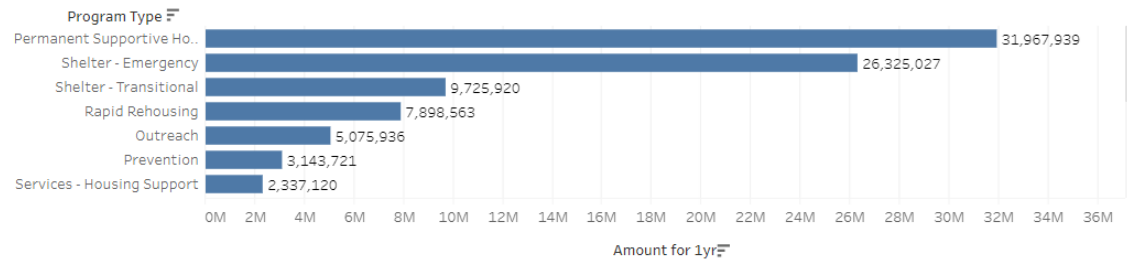


# VI.a. Fiscal Map

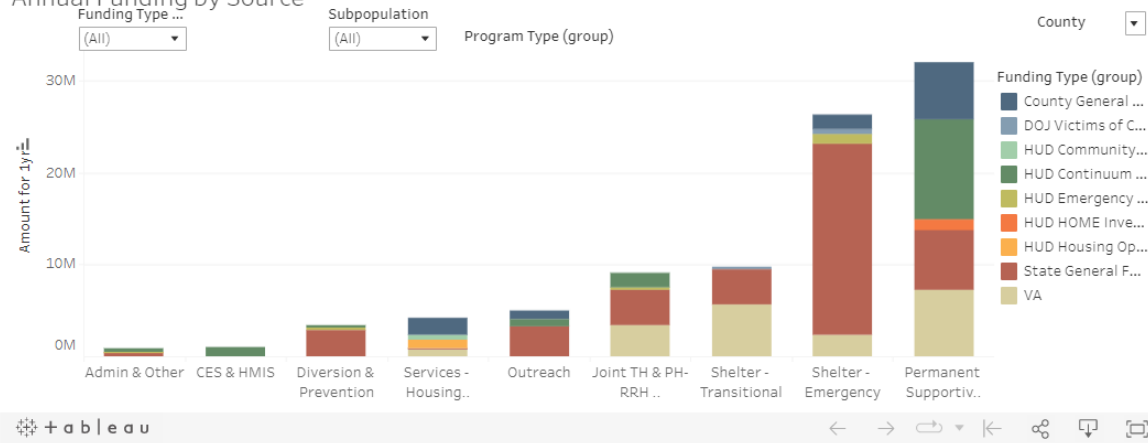
Statewide Homeless Services Funding | Honolulu County | Hawaii County | Maui County | Kauai County

## Statewide Homeless Services Funding

### Annual Funding by Program Type



### Annual Funding by Source



- **Emma Grochowsky, Community Development Specialist**
- **Updates to Fiscal Map.** Builds off ongoing discussions with the Homeless Funders Group, including DHS, DOH, AG, OYS, the four counties, HUD, and the VA.
- **Dashboard available online at:** <https://homelessness.hawaii.gov/data>



# Homeless Services Fiscal Map - FY22

OFFICE OF THE GOVERNOR'S COORDINATOR ON  
HOMELESSNESS



# Purpose of Fiscal Map

## Overview of government funding

Funders and providers can visualize government investment in various types of homeless services.

## Identify trends, gaps, and impacts

Fiscal information can be compared with other system performance measures to demonstrate the impact of funding.

## Support funder coordination

Funders and providers will have an additional tool to assist in system-level strategic planning.



# Homeless Services



- Programs or facilities that exclusively serve people experiencing homelessness
  - Examples: emergency shelters, street outreach, mobile hygiene trailers, etc.
- Programs designed to prevent imminent homelessness
  - Examples: homelessness prevention
- Does not include public benefits or programs available to people who are not experiencing homelessness

# Additional Notes

- All data reflects the amount funded/contracted for 1 year
  - Multi-year contracts have been adjusted to reflect a single year of funding
- Additional subpopulations are in the process of being identified
- CARES-funded programs (e.g. ESG-CV, CRF, etc.) are NOT included on this map



# Limitations and Next Steps

- Based on available data shared by funders - not completely inclusive of all government funding
- Some programs are contracted to provide multiple services as a part of a single contract
- Challenges with tracking different methods of payment and reimbursement, especially for fee-for-service or per-diem services
- Level of funding is not a direct reflection of program quality, importance, or impact

<http://homelessness.hawaii.gov/data>

# VI.a. FY2021 CoC Program Competition

---

- **What is the FY2021 CoC Program Competition?**

The CoC Program Competition is an annual funding competition to receive federal HUD funds for programs that address homelessness. The two CoCs – Partners in Care and Bridging the Gap – each conduct a Request for Proposals (RFPs) to select priorities that are submitted to HUD for the federal competition. The NOFO was completed in fall 2021 with priorities submitted to HUD by both CoCs.

- **Planning for the CoC competition occurs at a local level through the CoCs.**

- **CoC funding supports PSH, RRH, joint TH-RRH, HMIS, Support Services Only (SSO) projects, as well as planning funds.** The CoCs are a primary funder of permanent support housing (PSH) projects.

- **Should HICH consider providing feedback to the CoCs regarding general priorities for CoC program funding?** For example, should the HICH provide a recommendation that projects for supportive housing be provided in specific communities?



# VI.a. Ohana Zones Update

---



- **What is the Ohana Zone program?**  
Established by Act 209, SLH 2018, and amended by Act 128, SLH 2019. Appropriated \$32M statewide for programs to address homelessness utilizing state or county lands.
- **20 projects supported by Ohana Zone funding.**
- **Program set to sunset June 2023.** Some programs have earlier sunset date as the program was initially a three-year pilot only.
- **More information online at:**  
<https://homelessness.hawaii.gov/ohana-zones>



# Ohana Zone Development Process



Identified and assessed vacant State and County lands and facilities not actively in use.



Identified opportunities to leverage additional funding and in-kind contributions.



Examined local data from the Point in Time Count (PITC) and Housing Inventory Count (HIC).



Partnered with the four counties to identify needs in their local communities.



Established 20 different Ohana Zone sites to provide permanent housing, as well as increase outreach and shelter capacity.

# Ohana Zone Impact (as of November 30, 2021)

---

**358** beds/units preserved

(includes beds that would otherwise have been lost due to needed repairs or lack of funding to continue program services)

---

**469** new beds/units created

(includes beds created due to new construction or repurposing of facilities/land)

---

**5,510** total individuals served

---

**1,368** total individuals placed into permanent housing



# VIII.a. Chairperson & Staff Report

---


- ❑ **Continued participation in federal Operation Expanded Testing (Operation ET) to support homeless shelter and outreach providers, and convened webinars to share information regarding changes in isolation and quarantine processes on Oahu.** To learn more, visit <https://homelessness.hawaii.gov/covid>.
- ❑ **Worked collaboratively with service providers, including Legal Aid Society of Hawaii and MCP, to convene educational sessions and disseminate information regarding emergency rental assistance and Act 57, SLH 2021.** To learn more, visit: <https://homelessnesshawaii.gov/eviction-moratorium-resources>.
- ❑ **Developed new FAQs and resource materials related to unaccompanied youth experiencing homelessness or unstable housing.** Information was developed in partnership with DOE, Office of Youth Services, and youth providers. To learn more, visit: <http://homelessness.hawaii.gov/main/minors-experiencing-homelessness-or-unstable-housing/>
- ❑ **Together with Partners in Care and advocates, developed materials for a statewide landlord engagement campaign, including video interviews of current landlords, tenants, and houseless individuals searching for housing.** To learn more, visit: <http://homelessness.hawaii.gov/landlord-engagement>
- ❑ **In discussions with HDOT to include homeless shelters and housing in HDOT broadband pilot areas, such as Kalihi, Waianae, Waimanalo, and Puna.**
- ❑ **Continued to conduct monthly webinars, host bi-weekly frontline provider meetings, and share information on public access television.** Monthly webinars online at <https://homelessness.hawaii.gov/monthly-webinars>, and outreach provider meeting minutes and materials are at: <https://homelessness.hawaii.gov/outreach-meetings/>



# HICH Performance Metrics (December 2021)

---

The following four performance benchmarks are used to evaluate the implementation of the Hawaii State Framework to Address Homelessness and ten-year strategic plan to end homelessness:



## COUNT

Number of people experiencing homelessness according to the statewide Point in Time Count.

**6,458 people**  
(2020 PIT Count)

**1398 people**  
(2021 PIT Count – Sheltered Only)



## CAPACITY

Number of permanent housing beds for people experiencing homelessness in Hawaii.

**3964 PH Beds**  
(2021 HIC Inventory)



## HOUSING PLACEMENTS

The percentage of people exiting a homeless program that are placed into permanent housing.

**48% Exits to PH**  
(November 2021)



## LENGTH OF STAY

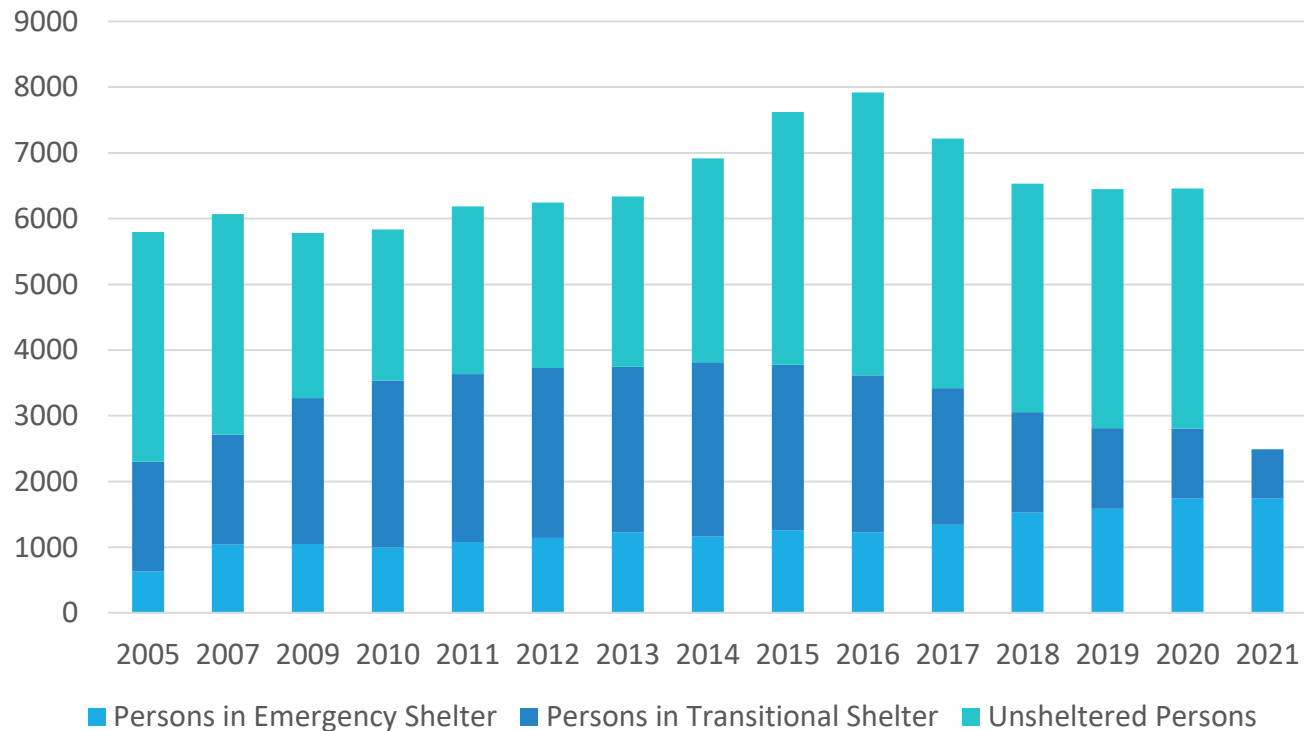
The average number of days a person is enrolled in a homeless program, such as shelter.

**187 days**  
(November 2021)



# HICH Performance Metrics: PIT Count

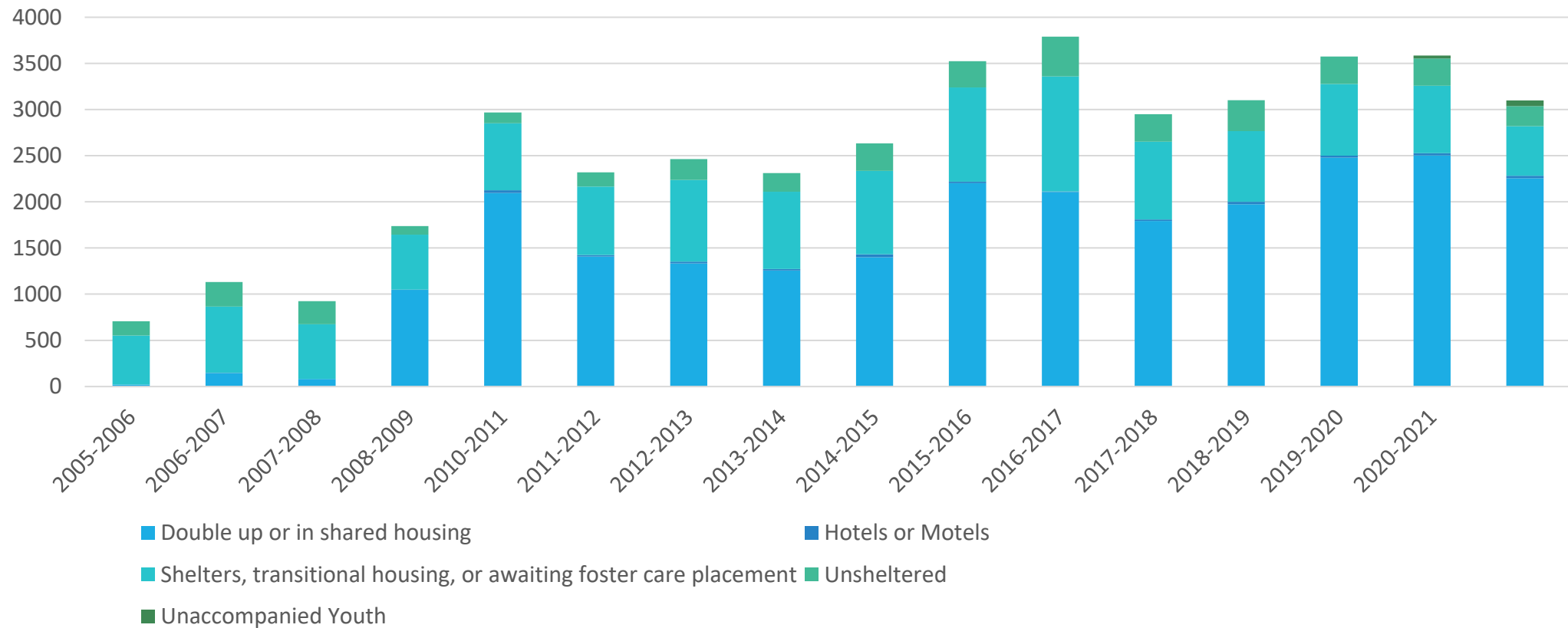
2005 – 2021 Point in Time Count



- In 2021, no unsheltered count was conducted due to the COVID-19 pandemic.
- The 2021 **sheltered count** shows an overall decrease of 318 fewer people in shelter compared to the prior year.
  - No. in Emergency Shelter remained flat (a decrease of 1 person).
  - Most of the decrease occurred for persons in transitional shelter.
- On Neighbor Islands, No. in Emergency Shelter increased by 128 compared to prior year.
- Does not reflect people staying in isolation/quarantine, or expansion in emergency shelter capacity through CARES funded projects.

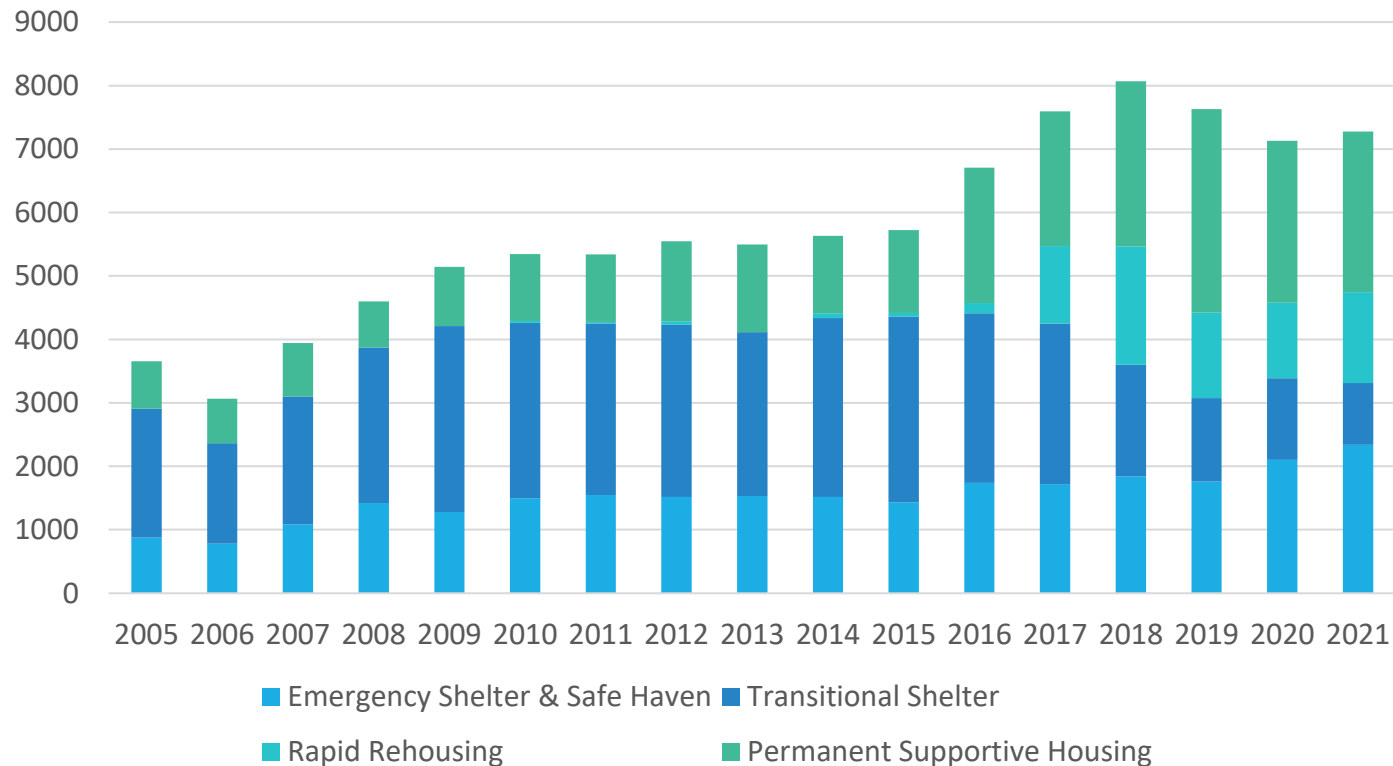
# HICH Performance Metrics: McKinney-Vento Act Count

2005 to 2021 McKinney-Vento Act Count of Doubled Up or Homeless Students



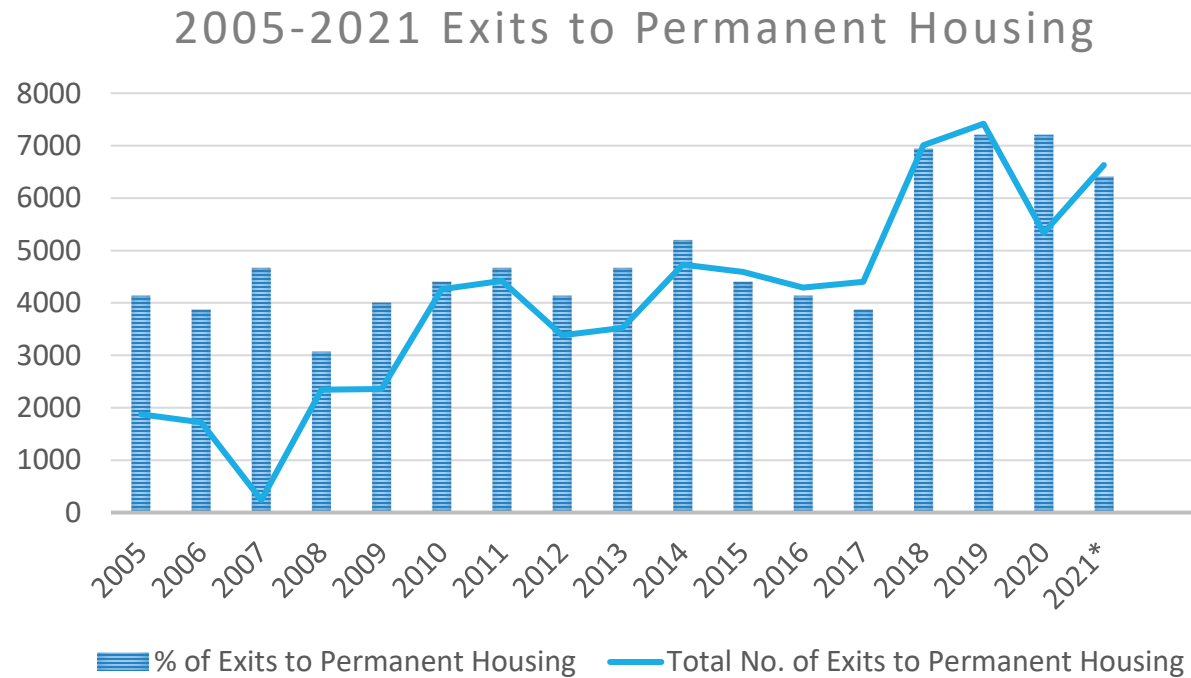
# HICH Performance Metrics: Housing Inventory Count

2005-2021 Housing Inventory Count



- Increase in PSH and RRH beginning in 2016.
  - Between 2020-2021, the total number of permanent housing beds increased – primarily through an increase in RRH beds.
- Increase in emergency shelter beds between 2019-2021 – an increase of 33% (580 beds) statewide.
- Transitional shelter has steadily decreased.
- Trends reflect change in federal, state and local funding and policy.

# HICH Performance Metrics: Permanent Housing Placements



\*2021 numbers are as of 07/31/2021

- Percentage of exits to PH have declined, although the number of exits to PH has increased.
- As of November 2021, housing placement rate is 48% statewide.
- Between January to July 2021, the Neighbor Island PH Exit Rate is 57% vs. the Oahu PH Exit Rate of 46%.
- Limited capacity for PSH subsidies and overall rental unit inventory may be contributing to lower PH exit rates in 2021.

# HICH Performance Metrics: Emergency Shelter LOS

## Average Length of Stay in Emergency Shelter

	Oahu	Maui	Kauai	Hawaii Island
<b>2017</b>	103 days	55 days	85 days	72 days
<b>2018</b>	103 days	110 days	103 days	78 days
<b>2019</b>	108 days	96 days	94 days	81 days
<b>2020</b>	118 days	94 days	73 days	100 days
<b>2021</b> (as of 11/30/21)	127 days	158 days	112 days	82 days

- Goal is 90 days to exit from emergency shelter stay.
- Length of stay may be impacted by limited housing inventory and housing resources.
- Hawaii County is the only county where length of stay in shelter is below the 90-day goal.
- Kauai data based on a limited number of exits.

# HICH Performance Metrics: Transitional Shelter LOS

---

## Average Length of Stay in Transitional Shelter

	Oahu	Maui	Kauai	Hawaii Island
<b>2017</b>	288 days	110 days	150 days	363 days
<b>2018</b>	290 days	187 days	226 days	305 days
<b>2019</b>	299 days	116 days	322 days	322 days
<b>2020</b>	356 days	182 days	190 days	346 days
<b>2021</b> (as of 11/30/21)	346 days	N/A	166 days	367 days

- Goal is 120 days to exit from transitional shelter stay.
- Length of stay fluctuates by island, but tends to be longer on Oahu and Hawaii island.
- Length of stay may be impacted by limited housing inventory and housing resources.

# VIII.b. HICH Written Updates

---

## ❑ **Hawaii Public Housing Authority (HPHA):**

- Preliminary indications that the following Supplemental FY23 budget decisions will be authorized by the Governor to support HPHA's approximately 13,000 families and 40,000 individuals receiving services:
  - Add \$500,000 in general funds in addition to the base budget to fund State Rent Supplement program.
  - Add 6.0 Federal Funded positions to increase support for HPHA Section 8 program.
  - Add \$10,000,000 in CIP bond funds for capital repairs at HPHA public housing properties.
- HPHA continued to conduct COVID-19 booster shot clinics at its properties in November and December 2021.
- Redevelopment for the School Street Elderly Affordable Housing project is moving forward and received \$40M in appropriation support as part of the Governor's FY21-22 budget.



## VIII.b. HICH Written Updates

---

### **Hawaii Public Housing Authority (HPHA) cont.**

- As of December 13, 2021, ten (10) EHV's have been leased up and six are in search of rental housing.
- HPHA is also continuing its partnership with HomeAid Hawaii and U.S. Vets for the Kamaoku Kauhale master-planned community, and the first tenants moved into the project in December 2021.

### **Department of Hawaiian Home Lands (DHHL).**

- Contractor CNHA continues to administer programs for Native Hawaiian beneficiaries for rent/utility relief, including for arrears and a Mortgage Relief Program.
- DHHL continues to work towards finalizing the Environmental Review Record and get quotes towards converting a former military officers quarters in Kalaeloa (Yorktown) to provide Transitional Housing for native Hawaiian homeless beneficiaries.





## VIII.b. HICH Written Updates

---

### ❑ **Department of Veteran Affairs (VA).**

- VASH accepted 18 veterans into VASH expansion program for veterans that are not eligible for VA health care. Of those 18, five (5) have been housed.
- VA Emergency and Transitional Housing continue to work on placing unsheltered veterans into emergency and transitional units and placing them into permanent housing.
- VA continues to work with PIC, Mayors Challenge Group, and CES team on ending veterans homelessness by trouble shooting barriers to housing and coordinating and tracking veteran referrals and placements.



# VIII.b. HICH Written Updates

---

- ❑ **City & County of Honolulu – CORE (Crisis Outreach, Response & Engagement)**
  - City did a ‘soft launch’ of CORE starting October 15, 2021.
  - The basic premise for CORE as initially envisioned is still intact. A key refinement was added service to 911, as the program is not designed to replace 911 HPD response.
  - The planning for CORE included State, City, homeless providers, and persons with lived experience of homelessness.
  - To clarify, CORE was not developed to replace sanitation activities – it was developed to make a difference for struggling homeless individuals, including those repeatedly encountered in public due to mental health or substance issues.
  - CORE is just one piece of the City’s larger strategy to address homelessness.
  - Recently, the City launched a new public number for CORE – 808-768-2673 (CORE).



## VIII.b. HICH Written Updates

---

### ☐ County of Kauai:

- County sent out 650 applications for a variety of voucher programs (e.g. HCV, EHV, etc.).
- Out of 28 EHV's, two (2) households have leased up and seven (7) are actively searching.
- Kealaula at Pua Loke celebrated its one-year anniversary in November, and has served 38 households (96 individuals), including 12 households (34 individuals) graduating into longer-term housing.
- 'Lunch & Learns' training for Kauai service providers have been successful and trained nearly 50 individuals on use of Narcan nasal spray to combat opioid overdose.
- Pua Loke Apartments (54 new units) began first move-ins on Friday, September 3 and has only one vacancy remaining. New applications are placed on wait list.
- As of 12/10/21, County distributed \$13.3M in emergency rent/utility assistance.
- The County and Kauai Community Allied worked together to conduct a series of events during Hunger & Homelessness Awareness Week, including development of a video, overseeing Project Homeless Connect, and conducting a canned food drive.



# VIII.b. HICH Written Updates

---

## ❑ **County of Maui:**

- County continued to process 76 EHV's – as of 12/13/21, 15 vouchers have been issued, including four (4) leased up, with the remainder searching for units.
  - It has been challenging to locate clients, which is prolonging the approval process for vouchers.
- Since opening in spring 2021, the Ohana Zone Huliau project has housed 12 families (46 individuals). To date there have been no evictions. Discussions continue regarding possible expansion of the program.
- Continuing implementation of Wahi Hoomalu O Wailuku (pallet shelters) – now that the project is no longer focusing on COVID impacts, most of the residents include individuals relocated from the clean-up of a large encampment. The project continues to see positive permanent housing placement rates.



# VIII.b. HICH Written Updates

---

## ❑ **County of Hawaii:**

- Keolahou Shelter continues its operations, serving 152 clients since its opening .
- Kukuiola Assessment Center work is ongoing and includes various funding sources, such as County CIP, Ohana Zone, and DURF.
- Ulu Wini Assessment Center will be incorporated into the County's multi-year property management contract awarded to Hawaii Affordable Properties to ensure long-term sustainability of this model.
- County continues to respond to the financial and health impacts of COVID-19 through its Emergency Rental Assistance Program, Landlord Mediation Program, and Homeowner Assistance Program.
- As of November 30, 2021, the county has distributed over \$9M in emergency rent/utility assistance to over 1,300 unique individuals.



# VIII.b. HICH Written Updates

---

## ❑ **Partners in Care (Oahu Continuum of Care):**

- Completed the collaborative application for HUD CoC funds on November 16<sup>th</sup>. There may be some possible cuts due to a late submission of some grants. In addition, there are several new programs the CoC looks forward to starting next year.
- PIC will be conducting its 2022 PIT count on January 27<sup>th</sup> and is currently looking for volunteers. To sign up, go to: <https://partnersincareoahu.org/pit>.
- The YHDP has served 178 youth since January 2021. Programs are still ramping up and we hoped to see numbers increase moving forward.
- The Landlord Engagement Program (LEP) has assisted 1,000+ individuals to find permanent housing. Outreach continues to groups like Rotary, HAR, and Lions Clubs.
- PIC is currently engaging in a strategic planning process that will last the next several months and hopes to better define the roles of the CoC and nonprofit.
- The Oahu Housing Now program has housed 256 households (662 individuals) since Spring 2021. The program funding will end September 2022.
- PIC has provided additional information in its full report including detailed dashboards that can be found online at: <https://partnersincareoahu.org/about-hmis>.



# X. Topics for Upcoming Meetings

---

Please contact Homelessness Assistant Justin Limasa at **(808) 586-0193** or [gov.homelessness@hawaii.gov](mailto:gov.homelessness@hawaii.gov) with any suggestions for upcoming meeting topics.



# X. Executive Session

---

Pursuant to H.R.S. §92-7(a), the Council may, when deemed necessary, hold an Executive Session on any agenda item without the written public notice if the Executive Session was not anticipated in advance. Any such Executive Session shall be held pursuant to H.R.S. §92-4 and shall be limited to those items described in H.R.S. §92-5(a). Discussions held in Executive Session are closed to the public.





# XI. Meeting Schedule

---

- Monday, March 21, 2022, 10:00 a.m. – 12:00 p.m.
- Monday, June 20, 2022, 10:00 a.m. – 12:00 p.m.
- Monday, September 19, 2022, 10:00 a.m. – 12:00 p.m.
- Monday, December 19, 2022, 10:00 a.m. – 12:00 p.m.



# XI. Adjourn

---

- Thank you for your participation.
- A recording of this meeting will be posted online at: <https://homelessness.hawaii.gov>.
- If you have any questions, please contact **(808) 586-0193** or e-mail [gov.homelessness@hawaii.gov](mailto:gov.homelessness@hawaii.gov).

