

Hawaii Interagency Council on Homelessness  
Monday, October 19, 2015

Governor's Coordinator on Homelessness  
Office of the Governor  
415 S. Beretania Street  
Honolulu, HI 96813  
Phone: (808) 586-0193

# Overview: 2015 Statewide Point in Time Count



**Kauai County**

TOTAL: 339  
(88 Sheltered; 251  
Unsheltered)

**City & County of Honolulu**

TOTAL: 4903  
(2964 Sheltered; 1939  
Unsheltered)

**Maui County**

TOTAL: 1137  
(505 Sheltered; 632  
Unsheltered)

**Hawaii County**

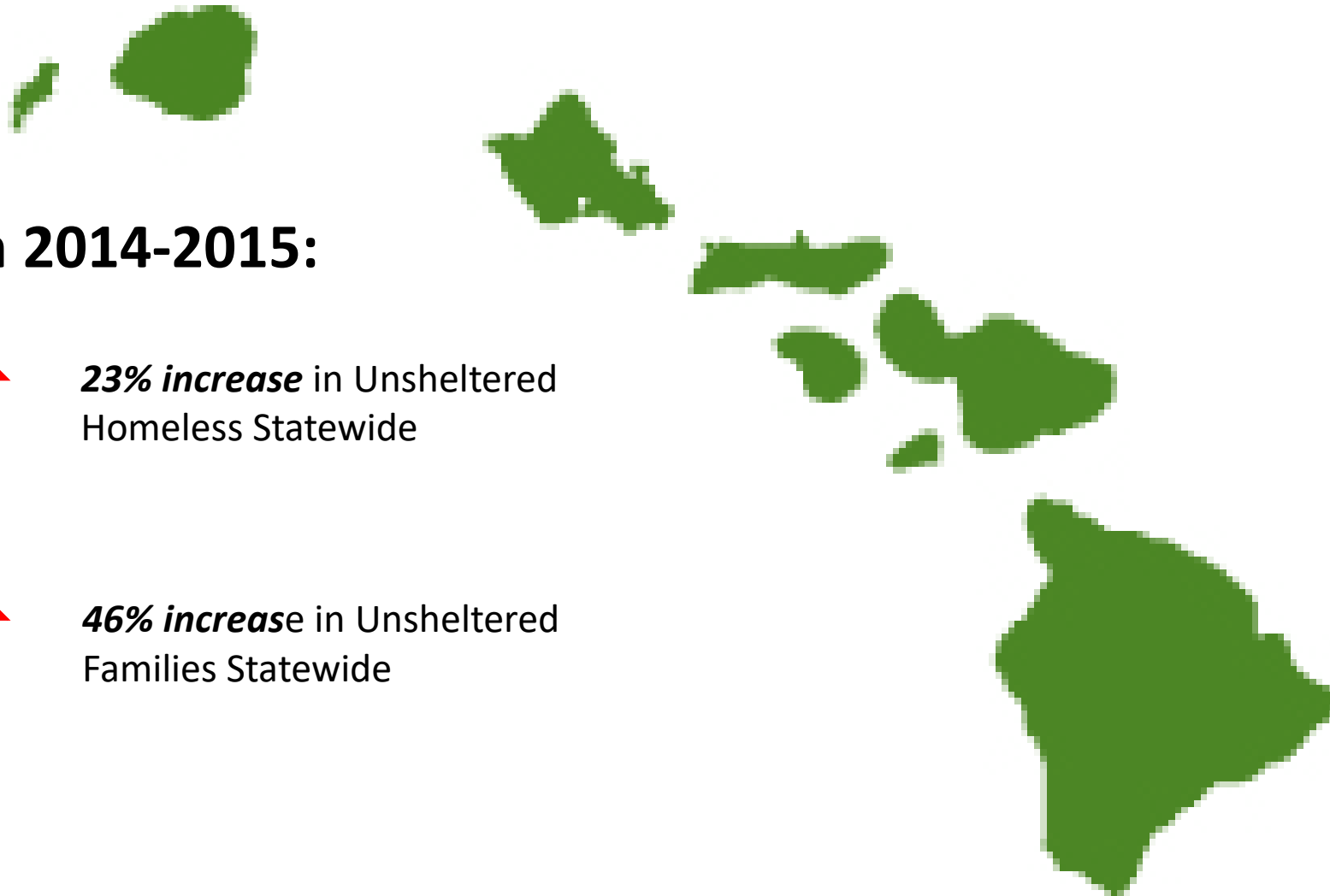
TOTAL: 1241  
(220 Sheltered;  
1021 Unsheltered)

## STATEWIDE COUNT

TOTAL: 7,620

- Sheltered: 3,777
- Unsheltered: 3,843


# Overview: 2015 Statewide Point in Time Count



**Between 2014-2015:**

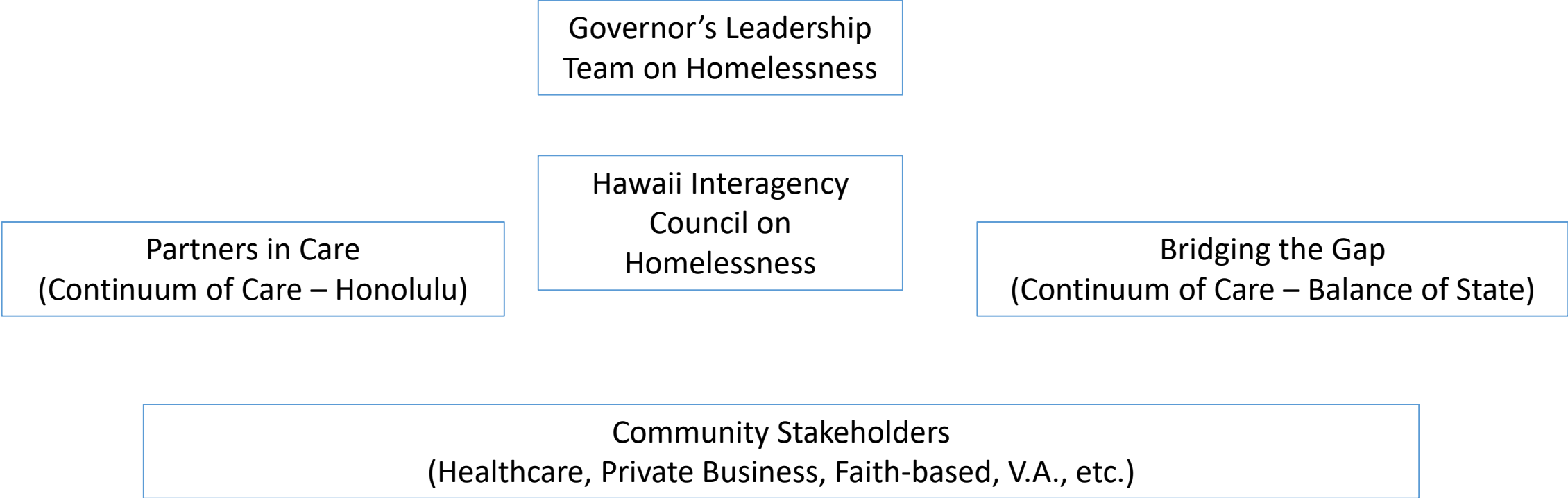


**23% increase** in Unsheltered Homeless Statewide



**46% increase** in Unsheltered Families Statewide

# A Coordinated Approach to Addressing Homelessness



# Strategic Plan to End Homelessness

(Adopted by the Hawaii Interagency Council on Homelessness, 2012)

- **GOAL 1:** *Retool the Homeless Crisis Response System*
- **GOAL 2:** *Increase Access to Stable and Affordable Housing*
- **GOAL 3:** *Increase Economic Stability and Self-Sufficiency*
- **GOAL 4:** *Improve Health and Stability*

# ***What have we accomplished?***

- Adoption of a *'Coordinated Entry System'* and assertive homeless outreach to refer individuals to appropriate services based on level of need (Goals 1, 2, 3 and 4)
- Partner with federal, state and local resources to implement the Hawaii Pathways Project (Goals 1, 2, 3 and 4)
- Strengthen the capacity and functionality of the Homeless Management Information System and data collection efforts (Goal 1)
- Implement a micro-unit pilot project in partnership with the Hawaii Community Development Authority and Hawaii Housing Finance Development Corporation (Goals 2 and 3)
- Increase statewide funding for Housing First and Rapid Re-Housing programs (Goals 1, 2, 3, and 4)

## Example: *25 Cities Initiative*

- ❑ Led by the VA and HUD
- ❑ Community leaders establish 100-day goals
- ❑ Nationally, 10,096 veterans were housed between October 2013 to August 2014
- ❑ Technical assistance from '25 Cities' resulted in the adoption of a common assessment tool and case conferencing framework for Honolulu

## Example: *Hawaii Pathways Project*

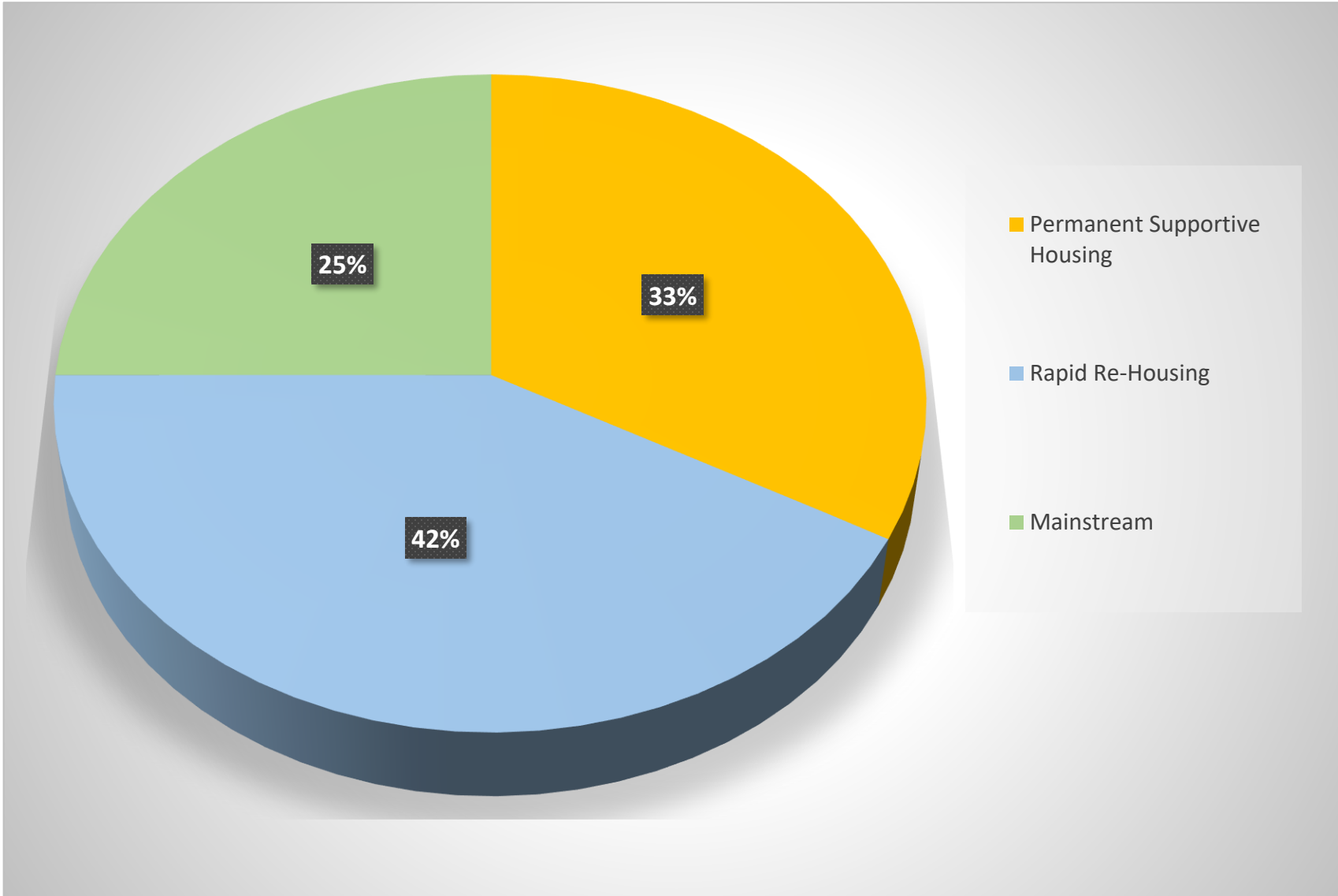
- ❑ Collaboration between Helping Hands Hawaii and Catholic Charities Hawaii
- ❑ Federal grant from the Substance Abuse & Mental Health Services Administration (SAMHSA)
- ❑ Provides ACT-level case management services
- ❑ Leverages housing vouchers from: State / City Housing First, Section 8, and other partners



## Example: *The Kakaako Model*

- ❑ Assertive outreach to homeless population
- ❑ Gather data to better understand population needs
- ❑ Inventory shelter space in surrounding areas (i.e. Next Step, I.H.S.)
- ❑ Coordinate enforcement, security and service provider efforts
- ❑ Identify and connect homeless families / individuals to shelter or other appropriate programs

# Aligning our Plan with the Data / Identified Needs



- Permanent Supportive Housing (Score 10-20)  
Individuals or families who need permanent housing with ongoing access to services and intensive case management to remain stably housed.
- Rapid Re-Housing (Score 5-9)  
Individuals or families with moderate health, mental health, and/or behavioral health issues, but who are likely to be able to achieve housing stability over a short period through medium or short-term rent subsidy and case management / services.
- Mainstream / Usual Care (Score 0-4)  
Individuals or families who do not require intensive support, but may still benefit from access to affordable housing or a one-time payment for first month's rent / deposit.

# Expanding Data Collection Across Communities

## Wahiawa to North Shore

- Estimated Population - 175 individuals and 14 families
- Assessment Data:
  - *Permanent Supportive Housing (53%)*
  - *Rapid Re-Housing (40%)*
  - *Mainstream / Usual Care (7%)*



<u>Family Score Breakdown</u>
• Permanent Supportive Housing (79%)
• Rapid Re-Housing (21%)
• Mainstream / Usual Care (0%)

## Kaneohe to Waimanalo

- Estimated Population – 134 individuals and 14 families
- Assessment Data:
  - *Permanent Supportive Housing (37%)*
  - *Rapid Re-Housing (45%)*
  - *Mainstream / Usual Care (18%)*



<u>Family Score Breakdown</u>
• Permanent Supportive Housing (36%)
• Rapid Re-Housing (50%)
• Mainstream / Usual Care (14%)

## Waianae Coast

- Estimated Population – 398 individuals and 143 families
- Assessment Data:
  - *Permanent Supportive Housing (22%)*
  - *Rapid Re-Housing (39%)*
  - *Mainstream / Usual Care (22%)*



<u>Family Score Breakdown</u>
• Permanent Supportive Housing (10%)
• Rapid Re-Housing (27%)
• Mainstream / Usual Care (63%)

- Permanent Supportive Housing (Score 10-20)  
Individuals or families who need permanent housing with ongoing access to services and intensive case management to remain stably housed.
- Rapid Re-Housing (Score 5-9)  
Individuals or families with moderate health, mental health, and/or behavioral health issues, but who are likely to be able to achieve housing stability over a short period through medium or short-term rent subsidy and case management / services.
- Mainstream / Usual Care (Score 0-4)  
Individuals or families who do not require intensive support, but may still benefit from access to affordable housing or a one-time payment for first month's rent / deposit.

# Moving Forward:

## Establish work groups to achieve Strategic Plan goals

**Strengthen Data Collection  
& Statewide Outreach**

(Goal 1: Retool the Homeless Crisis Response System)

**Develop transitional housing  
for homeless families**

(Goal 3: Increase Economic Stability and Self-Sufficiency)

**Landlord Outreach &  
Education**

(Goal 2: Increase Access to Stable and Affordable Housing)

**Develop medical respite and prisoner  
re-entry programs**

(Goal 4: Improve Health & Stability)

# The Next 60-Days

## Immediate:

- Identify work group leaders and meeting schedule
- Work groups meet and establish timelines for goals

## Intermediate:

- Work groups deliver progress report after 30-days

## By the end of 60-days:

- Convene another meeting of the HICH (early December)
- Re-assess work plans, and make adjustments as needed

# Questions or More Information?

Office of the Governor

Phone: (808) 586-0193

Hawaii State Capitol  
415 S. Beretania Street  
Honolulu, HI 96813