

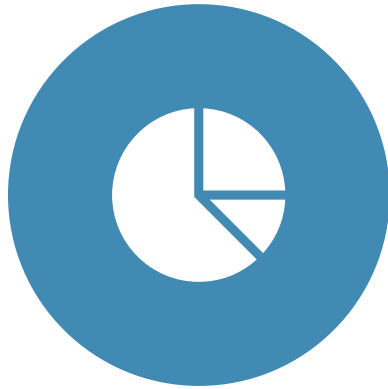
# Statewide Homeless Services Fiscal Map

PHASE ONE: CORE HOMELESS PROGRAMS



# Purpose of Statewide Fiscal Map

---



COMPILE **SYSTEM-LEVEL DATA** ACROSS  
FUNDING SOURCES AND PROGRAM  
TYPES



IDENTIFY **SERVICE GAPS, OVERLAP,**  
AND **AREAS OF OPPORTUNITY**



RECOGNIZE **TIME-LIMITED FUNDING**  
**STREAMS** AND **PROJECTED IMPACT** ON  
SYSTEM



# Core Homeless Programs

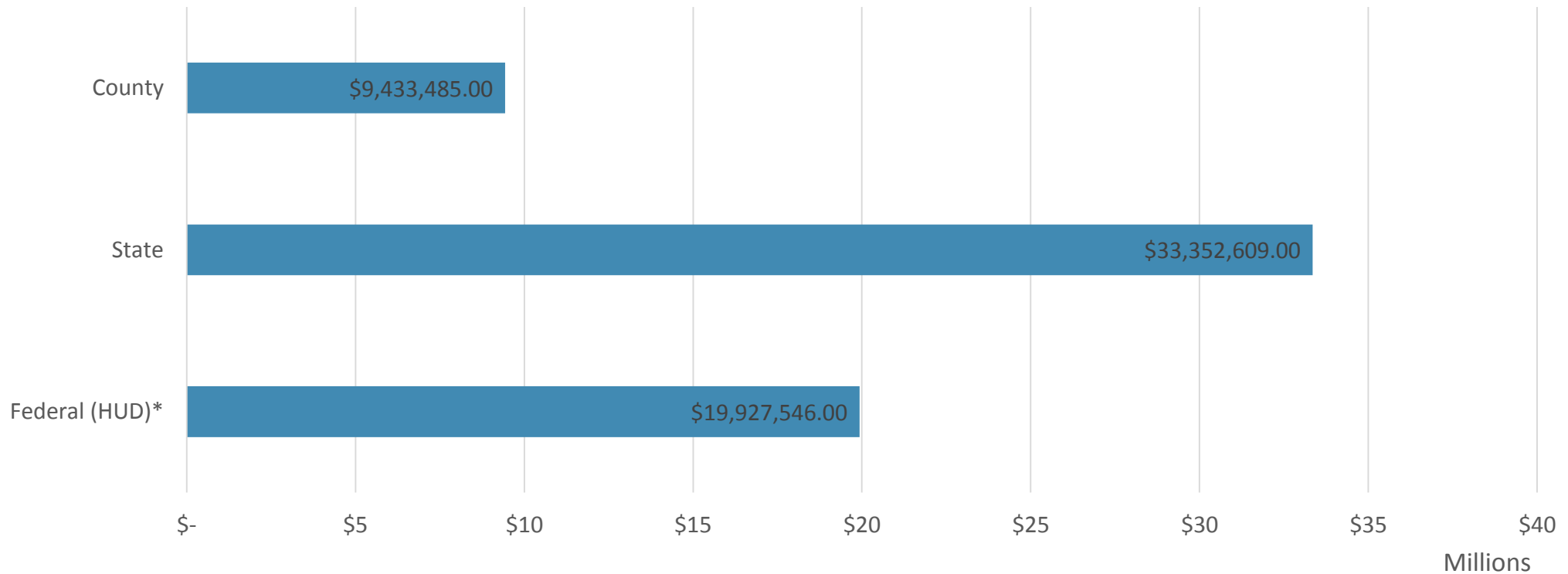
---

- Programs exclusively serving people experiencing homelessness or people who are at-risk of homelessness
  - Literal or at-risk homelessness (HUD definition) is a requirement for participation in the program
  - Does not include public benefit programs, public housing, or other programs for which homelessness is not an eligibility requirement
- Programs under contract and/or operating during FY21
  - Funding may be from an earlier FY (e.g. HUD CoC funds)
- Recurring funding sources
  - Generally, these funding sources are available on an ongoing basis
  - Does not include pilot projects or one-time funding allocations that have not been extended
- Government funder-reported data as of December 18<sup>th</sup>, 2020
  - Subcontracts or memoranda of agreement between providers may not be reflected



# Core Homeless Program Contracts by Source

FY21 Homeless Program Contract Amounts



*\*Federal funding sources other than the U.S. Department of Housing and Urban Development (HUD) will be included as they become available.*



# Core Homeless Program Contracts by Region



**HONOLULU**  
\$44,100,961



**MAUI**  
\$5,470,339



**HAWAII**  
\$6,602,950



**KAUAI**  
\$1,179,051

**NEIGHBOR ISLANDS\*:** \$699,129

**STATEWIDE\*:** \$4,661,210

**TOTAL REPORTED:** \$62,713,640

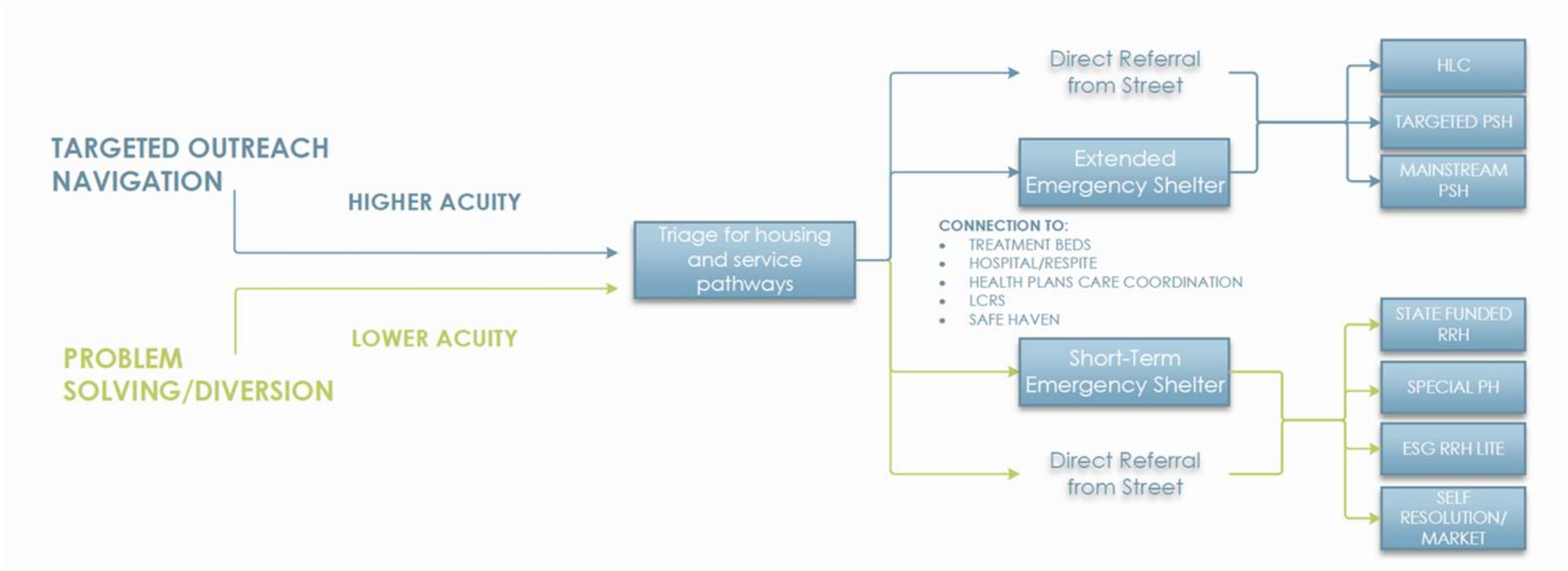
*\*These amounts are specific program contracts serving the entire state or the counties of Maui, Hawaii, and Kauai.*



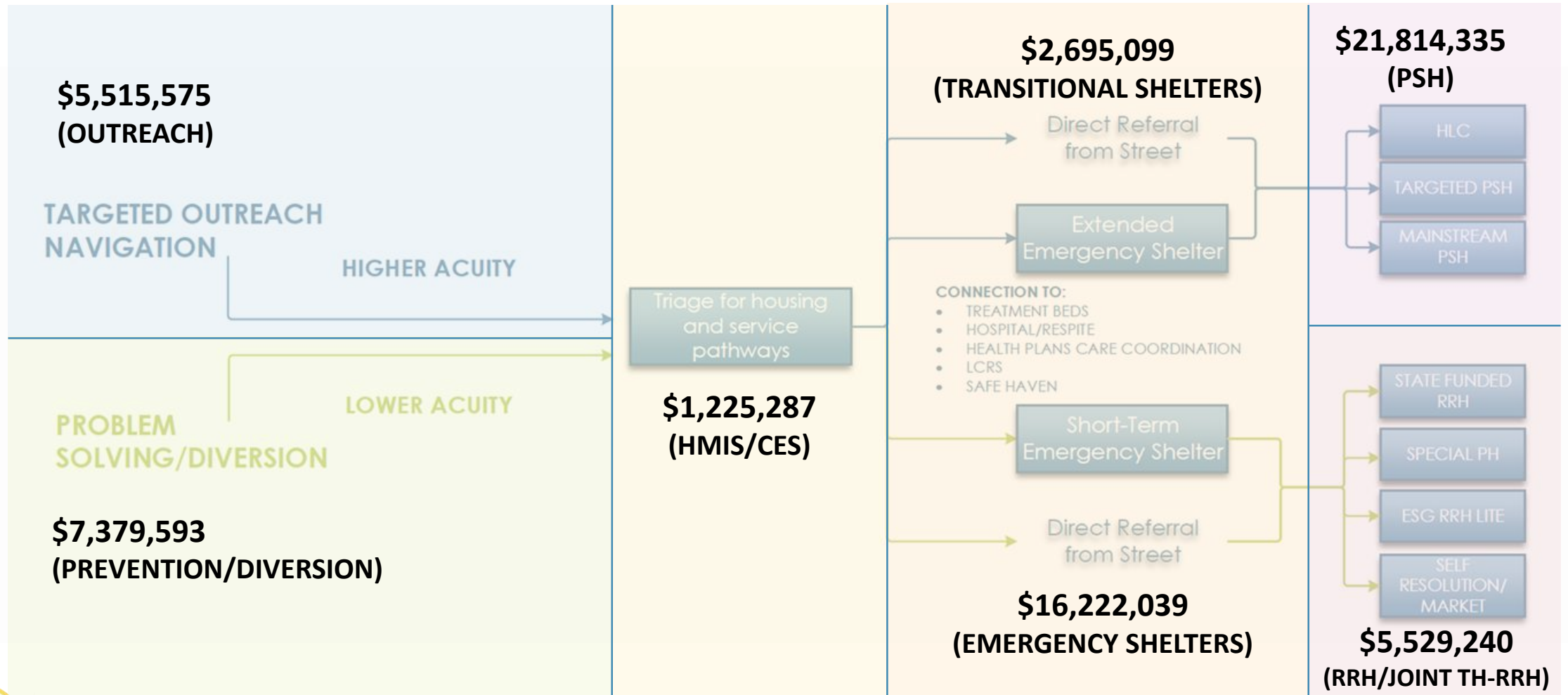
# Core Program Types by Funding Source



# Homeless System Map Overview



# Homeless System Map Overview





# Next Steps

---

- Additional funding sources
- Population served
- Trends over time
- Admin costs

