




‘Housing First’ and Ohana Zone Implementation Progress Report Year 2 (2019-2020)

The background of the slide is a dense, repeating pattern of small, five-petaled flowers. The flowers are in two colors: a bright yellow and a deep blue. They are scattered across the entire background, creating a textured, floral effect.

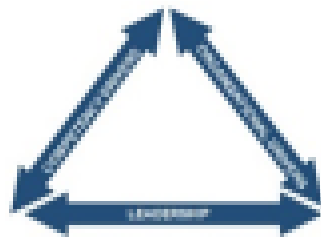
PURPOSE OF THE EVALUATION

1. To understand the impact of Housing First and Ohana Zones on improving access to permanent housing
2. To identify what is further required to improve access to permanent housing, and, ultimately, end homelessness in Hawaii

Active Implementation Frameworks



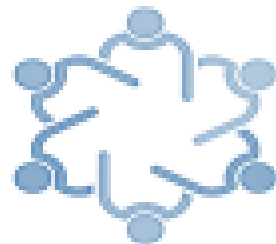
Implementation Stages – Stage-appropriate activities necessary for successful systems change.



Implementation Drivers – Core components that create an infrastructure that supports sustainable service delivery.



Policy-Practice Feedback Loops – Connecting policy to practice to reduce barriers.



Implementation Support – Support achieves quicker, higher-quality results.

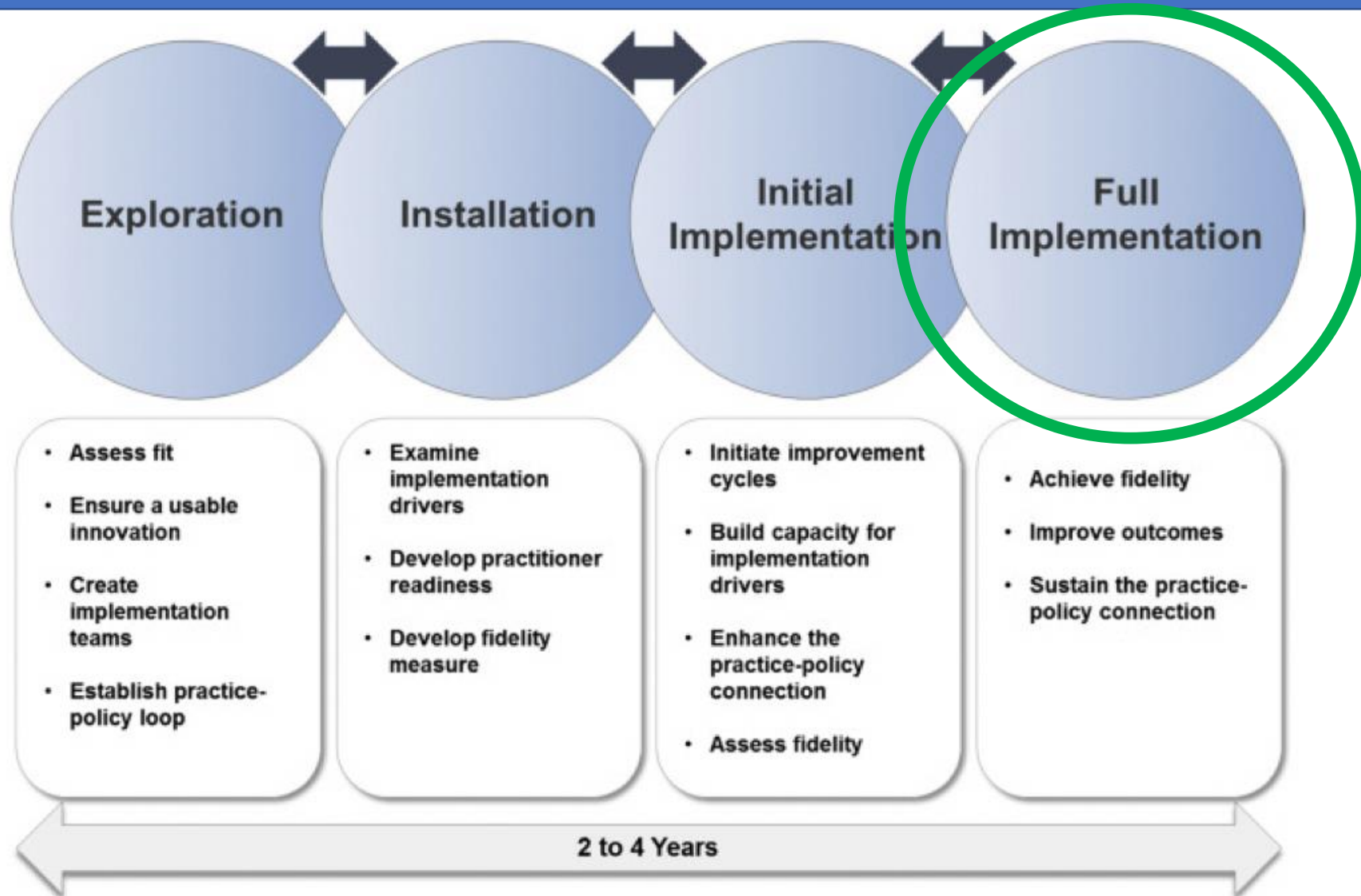


NIRN

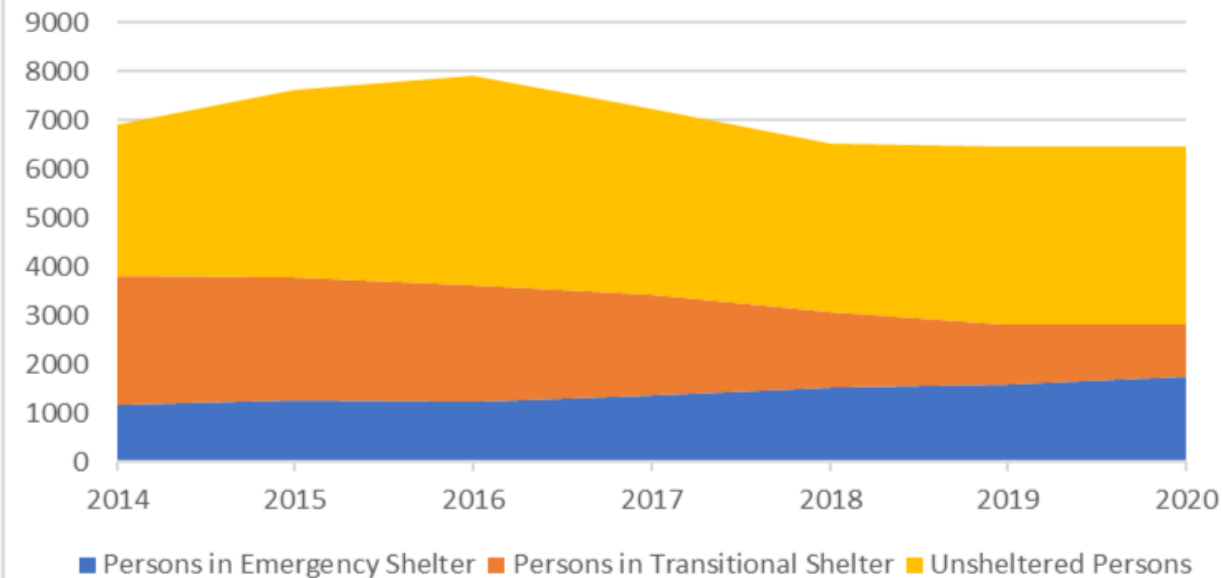
NATIONAL IMPLEMENTATION
RESEARCH NETWORK

FRANK PORTER GRAHAM CHILD DEVELOPMENT INSTITUTE

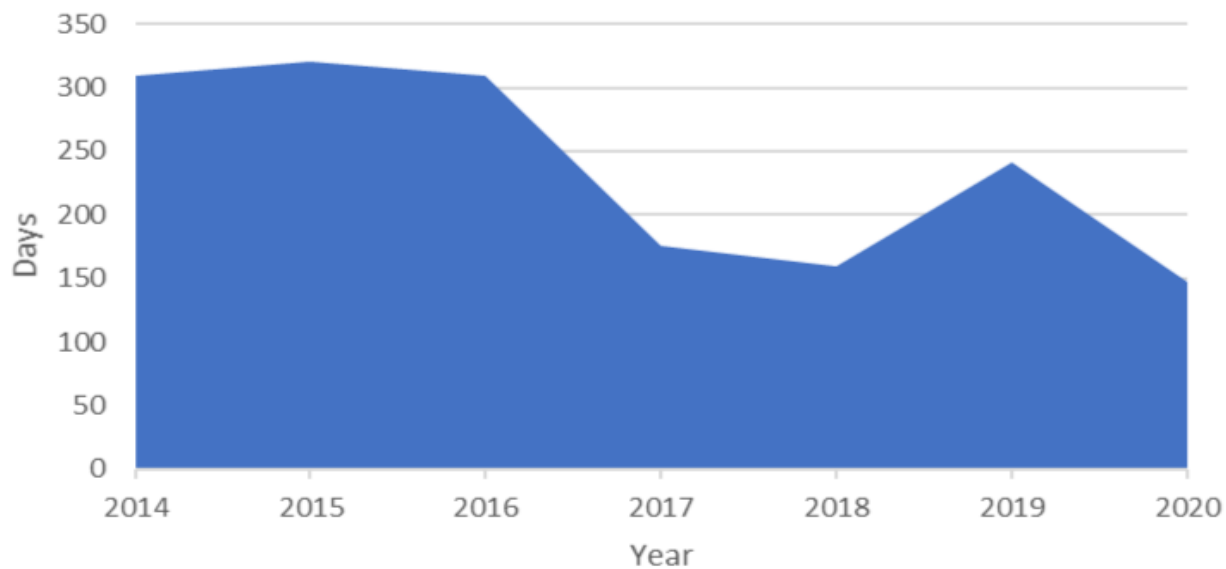
Active Implementation Stages: Housing First



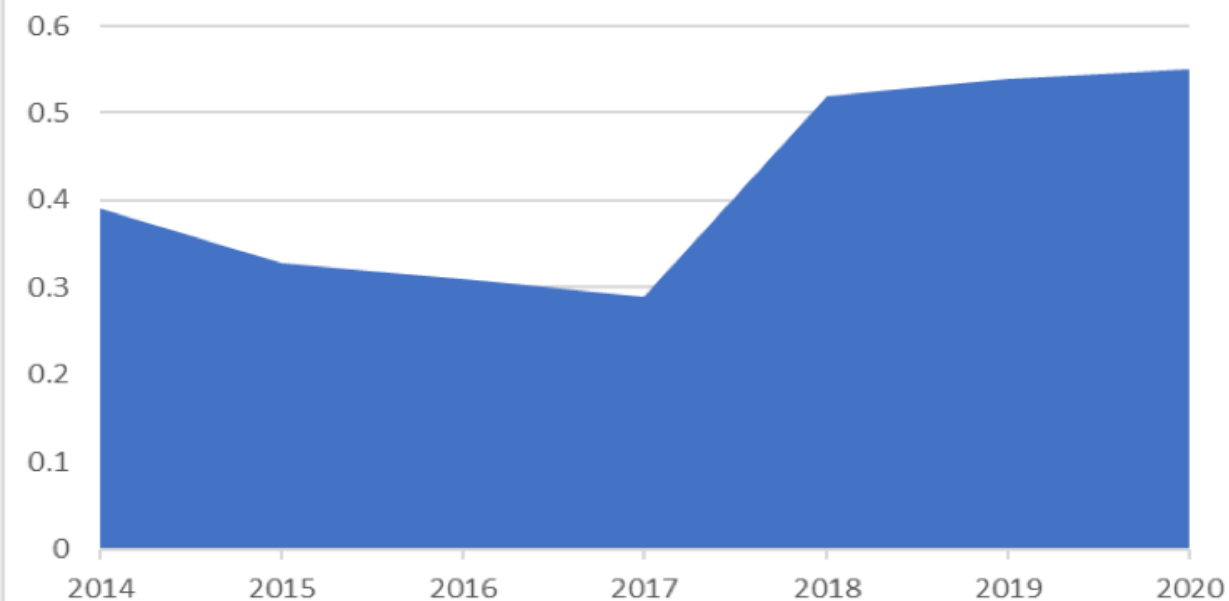
Population of Homeless People



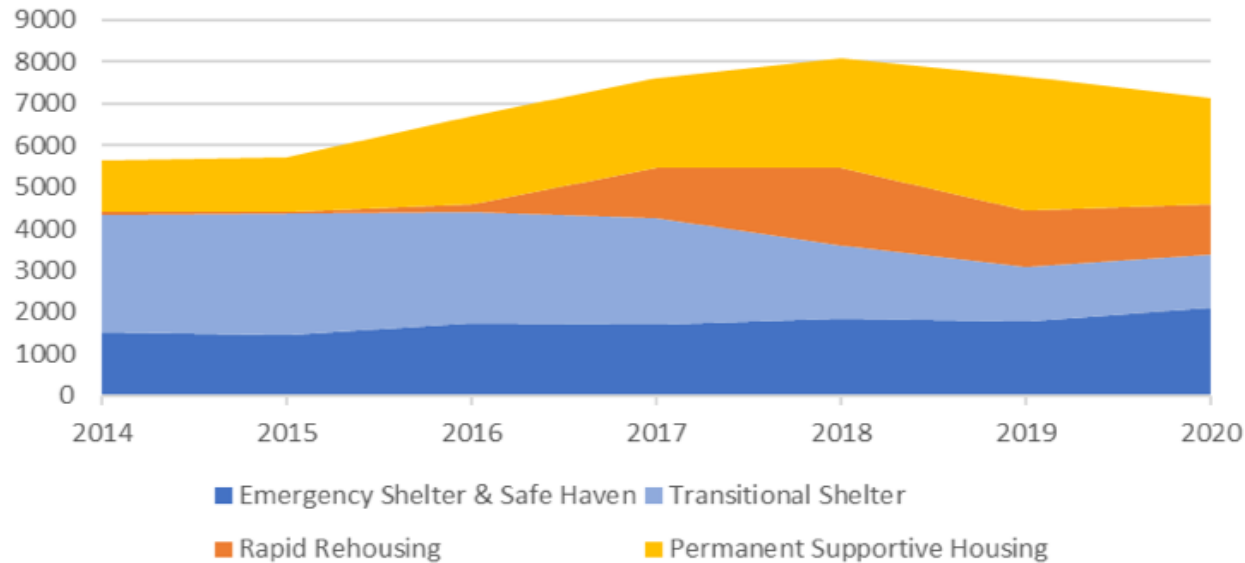
Time to Placement



% of Exits to Permanent Housing



Housing Inventory Count



Year One Assessment Informs HICH Priorities

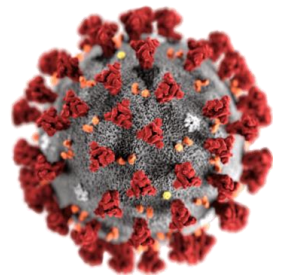
- 1. Sustain and scale housing focused solutions**
- 2. Build system capacity and strengthen core competencies**
- 3. Strengthen leadership and stakeholder alignment**
- 4. Invest in organizational supports and infrastructure**
- 5. Scale proactive efforts to divert those with higher needs to more appropriate care and prevent those who are imminently at risk of homelessness from entering the system.**

Vision for Ending Homelessness in Hawaii

To end homelessness in Hawaii by implementing and sustaining a housing-focused system that draws upon the efforts of multiple partners and creates a clear pathway to stable housing for individuals, families, and children who are homeless, which requires a shared community effort and an 'all hands-on deck' approach.

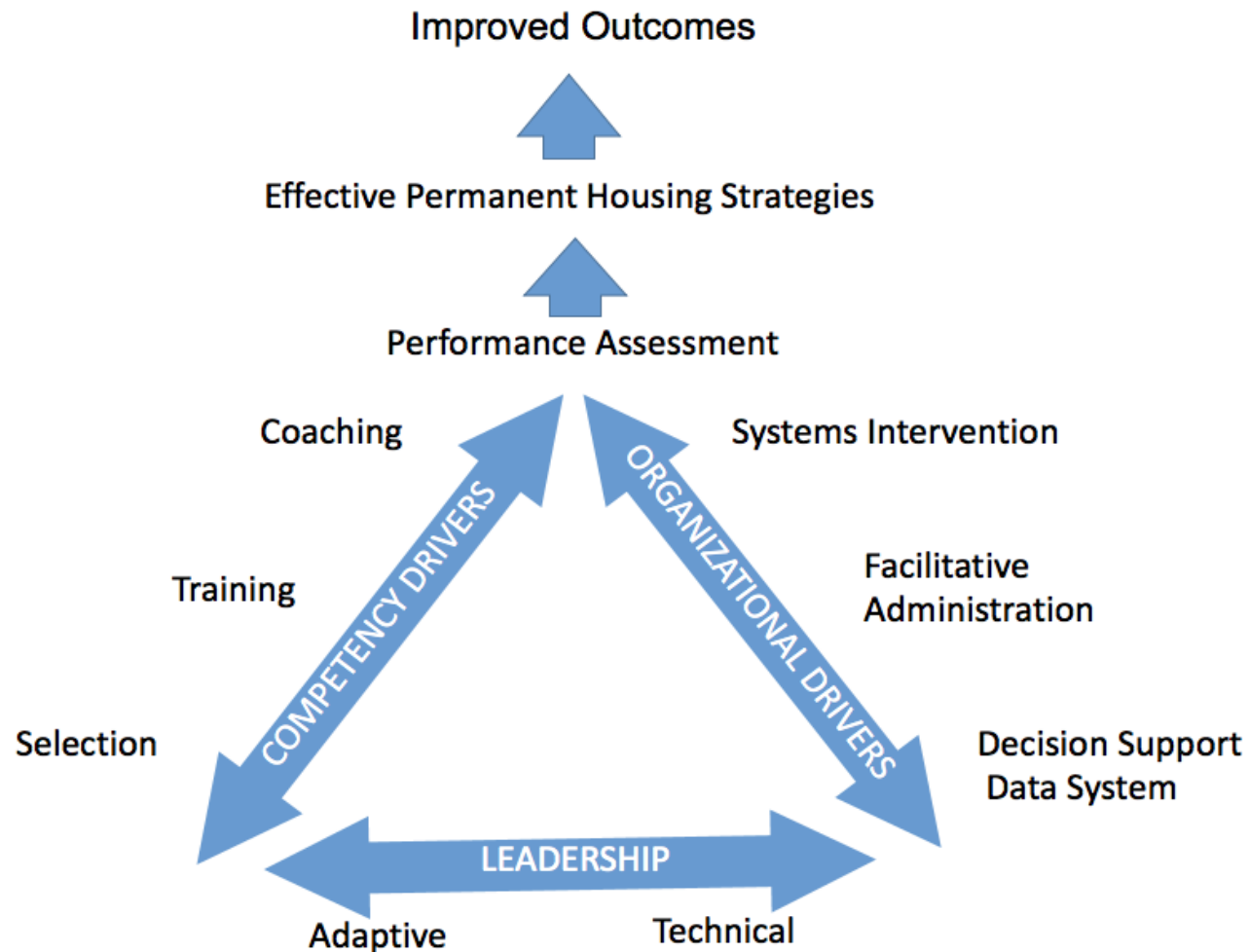
- *Scott Morishige,
Governor's Coordinator on Homelessness*

Hawaii sustained
the lowest rates of
COVID the US!



Active Implementation Frameworks: Drivers

END HOMELESSNESS IN HAWAII



Active Implementation Frameworks: Feedback Loops



1. BHHSURG
2. CARES Line
3. County Representatives
4. Continuum of Care
5. GCH – fiscal mapping
6. Outreach meetings
7. State Leaders

COVID Emergency Shelter: Hawaii Island



COVID Emergency Shelter: Kauai



Beach Park Shelter In Place:

1. Anini
2. Anahola
3. Lucy Wright
4. Lydgate
5. Salt Pond

COVID Emergency Shelter: Maui



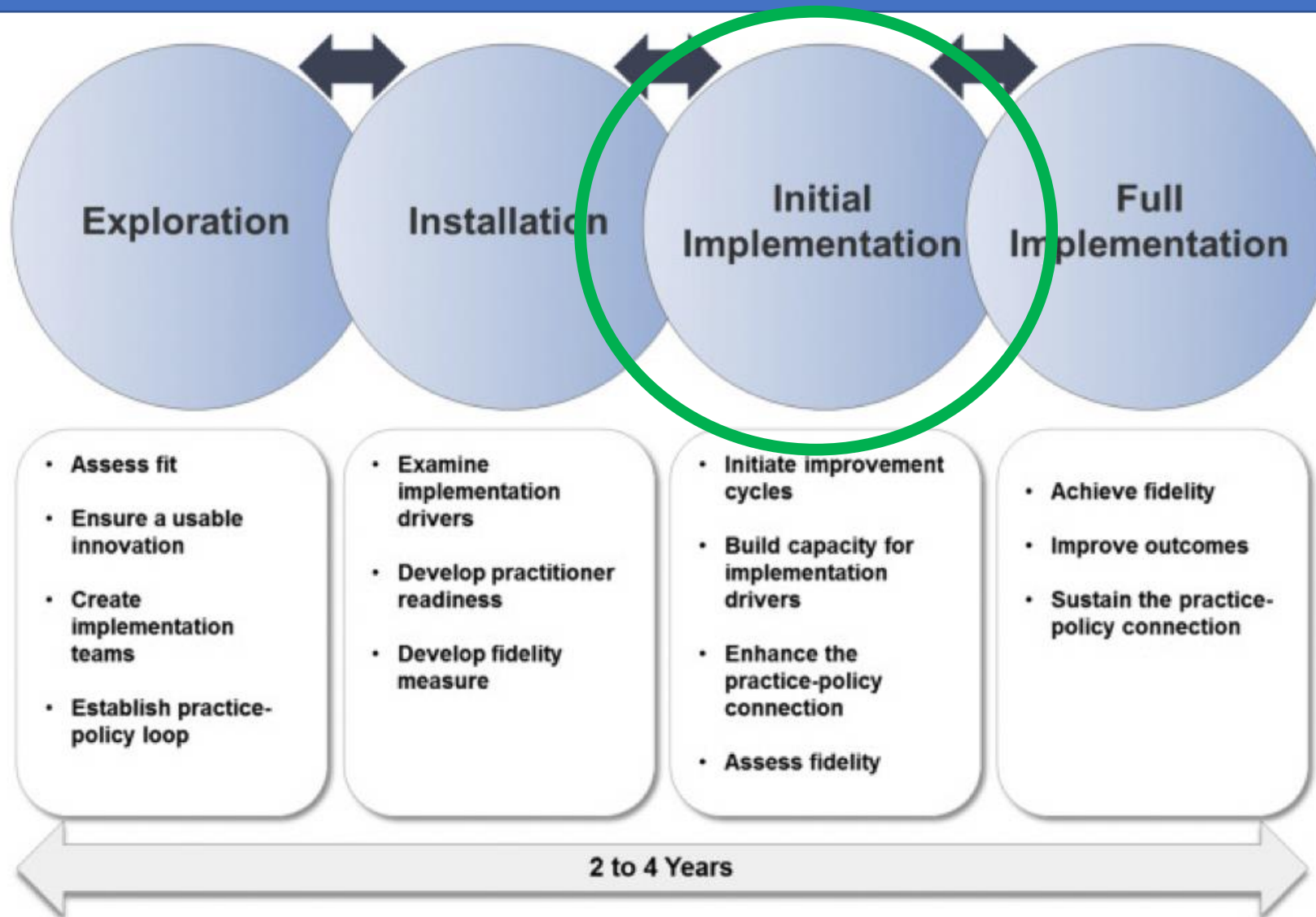
Maui 'Pallet' Shelter

COVID Emergency Shelter: Oahu



Provisional Outdoor Screening and Triage at Keehi Lagoon

Implementation Stages: Ohana Zones



Ohana Zones: PSH Projects

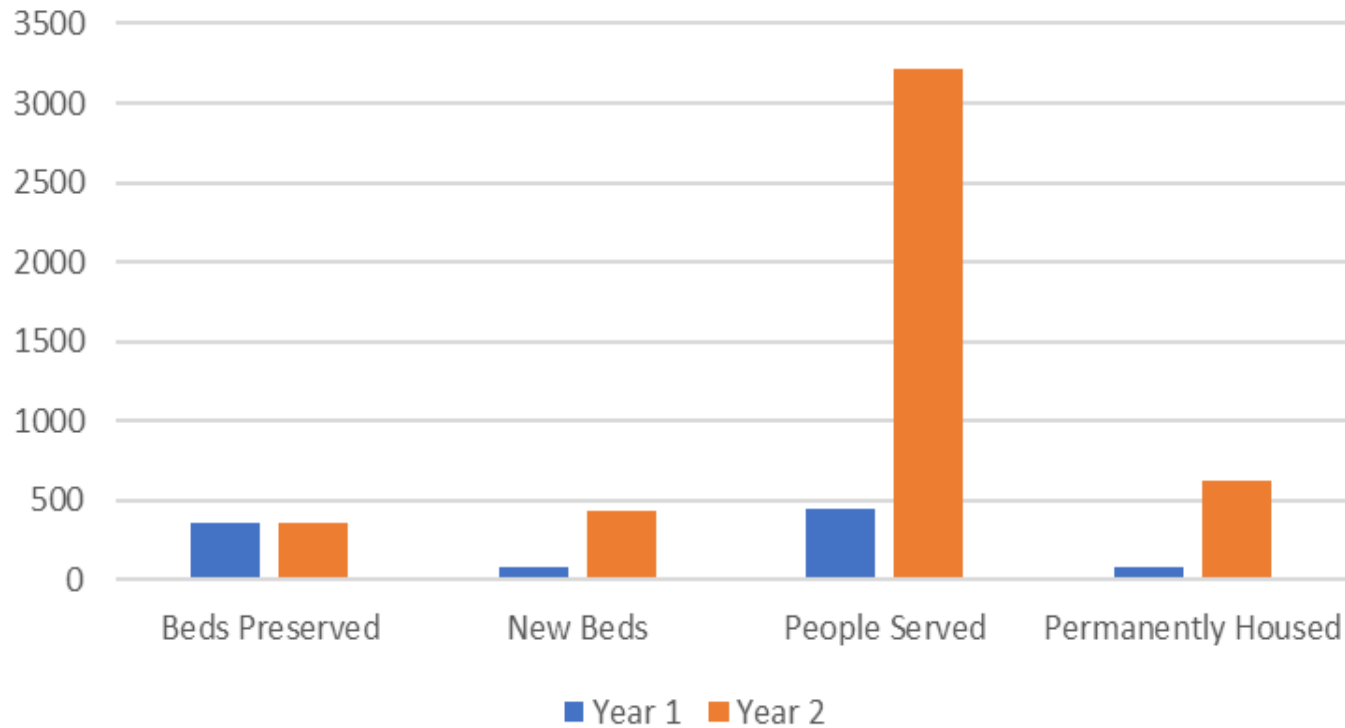
1. Kealahou – Hawaii Island
2. Kealahou - Kaua`i
3. Huliau - Maui
4. Kumuwai - O`ahu
5. Hale Maluhia - O`ahu
6. Hale Kipa vouchers - O`ahu
7. H3RC vouchers - O`ahu

Ohana Zones: Services

1. Hawai'i LEAD
2. Kaua'i LEAD
3. Maui LEAD
4. Keolahou Assessment Center - Hawai'i
5. Hale Hanakahi - Hawai'i
6. Ka Lamaku - Hawai'i
7. Uluwini Assessment Center - Hawai'i
8. Kukuiola Village - Hawai'i
9. HONU/POST - O`ahu
10. Villages of Maili - O`ahu
11. RYSE Youth Access Center - O`ahu
12. Onelauena Shelter repair - O`ahu
13. Kumuhonua Shelter repair - O`ahu

Ohana Zones: Year 1 and 2

Ohana Zones Year 1 and 2



358
Beds
Preserved

432
New Beds

3215
Served

625
Permanently
Housed

Year Three Focus: Operational

1. Competencies
2. Infrastructure
3. Performance
4. Sustainability
5. Success stories

Thank you...

