

DAVID Y. IGE
GOVERNOR



OFFICE OF THE GOVERNOR
STATE OF HAWAII
STATE CAPITOL
HONOLULU, HAWAII 96813

Agenda

Hawaii Interagency Council on Homelessness (HICH)
Monday, May 16, 2022
10:00 a.m. to 12:00 p.m.

THIS MEETING WILL BE HOSTED VIRTUALLY ON MICROSOFT TEAMS WITH AN IN-PERSON LOCATION AT THE QUEEN LILIUOKALANI BUILDING, CONFERENCE ROOM 1 (1390 MILLER STREET, HONOLULU, HI 96813).

In Person Location: Queen Liliuokalani Building, Conference Room 1 (1390 Miller St. Honolulu, HI 96813)

Virtual Option: The public and members may participate in the HICH meeting as it happens via MS Teams at: [Click here to join the meeting](#) (Please click on this link). Alternatively, the public and members may also participate in the meeting by calling 1-808-829-4853 and when prompted enter the Conference ID: 180 260 413#. It is requested that participants who attend virtually change the display on their device to show their first and last name to expedite rollcall. Please keep in mind that many devices will display your cellphone number if not changed.

Individuals should submit written testimony no later than 12:00 noon on Friday, May 13, 2022, which will be distributed to council members. You may submit written testimony via e-mail to gov.homelessness@hawaii.gov or by U.S. mail to 415 S. Beretania Street, Room 415 Honolulu, HI 96813.

- I. Call to Order, Taking of the Roll
- II. Overview and Approval of Agenda (Vote)
- III. Approval of Minutes (Vote)
 - a. Regular Meeting Minutes, December 20, 2021
- IV. Public Testimony (One minute per testifier)
 - a. Public testimony on any agenda item shall be taken at this time.

V. New Business

- a. Discussion regarding the Year 3 evaluation of the Ohana Zones pilot program and Housing First system implementation in Hawaii.

Discussion will include information from:

- i. A presentation by Collaborative Quality Consulting (dba Focalize Change) lead evaluator Heather Henderson.
 - ii. A review of the written [Year 3 Housing First and Ohana Zones Implementation Progress Report](#).
 - iii. Update on [HB 2512 CD2](#) Relating to Ohana Zones.,
- b. Discussion regarding the U.S. Department of Defense Innovative Readiness Training (IRT) program and how it may support efforts to expand housing inventory statewide, including through construction of tiny home and modular communities similar to Kamaoku Kauhale.

Discussion will include information from:

- i. A presentation by U.S. Air Force Master Sergeant Brad Wilson, Air National Guard IRT Civil Engineer Project Manager.
- c. Discussion regarding the 2022 Homeless Point in Time (PIT) Count.

Discussion will include information from:

- i. A presentation by Bridging the Gap regarding the 2022 PIT Count data and findings for Hawaii Island, Kauai, and Maui.
- ii. A review of past trends in statewide PIT count data from 2005 to Present.

VI. Continuing Business

- a. Discussion and possible action regarding revisions to the Hawaii State Framework to Address Homelessness and ten-year strategic plan to address homelessness, including specific strategies, tactics, and metrics and examining the intersection between local initiatives and federal initiatives to address homelessness. This item includes a vote on possible recommendations regarding priorities for federal, state, and local funding relating to homelessness. **(Vote)**

Discussion will include information from:

- i. A presentation by staff of the Governor's Coordinator on Homelessness regarding the [Draft Framework for Ten-Year Strategic Plan to End Homelessness \(2022-2032\)](#).

VII. Permitted Interaction Group

None.

VIII. General Announcements

A. Chairperson and Staff Reports: January / February / March / April 2022

- Accomplishments / Highlights
- Planned Activities
- Update on Senate Bill 2370 CD1, Relating to Homelessness, which would establish a Office on Homelessness and Housing Solutions.

B. Written Reports from Council Members. The following written updates are provided for the Council's consideration and review (the full write-ups for each representative will be provided):

- *Department of Human Services (DHS) and Homeless Programs Office (HPO)*
- *Department of Health (DOH)*
- *Department of Labor & Industrial Relations (DLIR)*
- *Department of Public Safety (PSD)*
- *Department of Business, Economic Development, and Tourism (DBEDT)*
- *Department of Hawaiian Home Lands (DHHL)*
- *Department of Defense (DOD)*
- *Office of Hawaiian Affairs (OHA)*
- *Department of the Attorney General*
- *Department of Education*
- *Hawaii State House of Representatives*
- *Hawaii State Senate*
- *Hawaii Public Housing Authority*
- *County of Hawaii*
- *County of Kauai*
- *County of Maui*
- *City & County of Honolulu*
- *Continuum of Care for Oahu, Partners in Care*
- *Continuum of Care for Hawaii Island*
- *Continuum of Care for Maui*
- *Continuum of Care for Kauai*
- *U.S. Department of Housing and Urban Development*
- *U.S. Department of Veteran Affairs*
- *Faith-based community*
- *Business community*

IX. Executive Session

Pursuant to H.R.S. §92-7(a), the Council may, when deemed necessary, hold an Executive Session on any agenda item without the written public notice if the Executive Session was not anticipated in advance. Any such Executive Session shall be held pursuant to H.R.S. §92-4 and shall be limited to those items described in H.R.S. §92-5(a). Discussions held in Executive Session are closed to the public.

X. Topics for Upcoming Meetings

A. Open for Council Suggestion

XI. Meeting Schedule

The following Council meetings scheduled for the 2022 calendar year are:

- Monday, June 20, 2022, 10:00 a.m. to 12:00 p.m.
- Monday, September 19, 2022, 10:00 a.m. to 12:00 p.m.
- Monday, December 19, 2022, 10:00 a.m. to 12:00 p.m.

XII. Adjourn (Vote)

A mailing list is maintained for interested persons and agencies to receive this board's agenda and minutes. Additions, corrections, and deletions to the mailing list may be directed to the Governor's Coordinator on Homelessness (GCH) at Hawaii State Capitol, 415 S. Beretania St., Room 415, Honolulu, Hawaii 96813; Telephone (808) 586-0193 Fax (808) 586-0019; or e-mail gov.homelessness@hawaii.gov. Agendas and minutes are also available on the internet at <https://homelessness.hawaii.gov/hich/agenda-and-minutes/>

If you require special assistance, auxiliary aid and/or service to participate in this event (i.e. sign language interpreter; interpreter for language other than English, or wheelchair accessibility), please contact the GCH at (808) 586-0193 or email your request to gov.homelessness@hawaii.gov at least three (3) business days prior to the meeting. We will try to obtain the auxiliary aid/service or accommodation, but we cannot guarantee that request will be filled.

Item III.

Regular Meeting Minutes

(December 20, 2021)

Hawaii Interagency Council on Homelessness (HICH)

MS Teams Virtual Meeting and Teleconference

Monday, December 20, 2021

10:00 a.m. – 12:00 p.m.

Council Attendees:

Mr. Scott Morishige	Chair
Ms. Lila King for	Director of the Department of Human Services (DHS)
Mr. Harold Brackeen III	Administrator of the Homeless Programs Office of DHS
Ms. Yara Sutton for	Director of the Department of Health (DOH)
Ms. Allicyn Tasaka for	Director of the Department of Labor and Industrial Relations (DLIR)
Mr. Max Otani for	Director of the Department of Public Safety (PSD)
Mr. Francis Keeno for	Director of the Department of Business, Economic Development and Tourism (DBEDT)
Ms. Cynthia Rezentes for	Chair of the Department of Hawaiian Home Lands (DHHL)
Brig. Gen. Bruce Oliveira for	Department of Defense (DOD)
Ms. Toby Portner for	Director of the Department of Education (DOE)
Ms. Melissa Lewis for	Department of the Attorney General (AG)
Sen. Joy San Buenaventura for	Hawaii State Senate
Ms. Lori Tshako for	Mayor of the County of Maui
Mr. Anton Krucky for	Mayor of the City & County of Honolulu
Ms. Ashton Varner for	Mayor of the County of Kauai
Ms. Sharon Hirota for	Mayor of the County of Hawaii
Mr. Brian Johnson	U.S. Department of Housing & Urban Development (HUD)
	Office of Community Planning & Development
Mr. Arthur Minor	Department of Veterans Affairs (VA)
Ms. Brandee Menino	Continuum of Care for the County of Hawaii
Ms. Laura Thielen	Continuum of Care for the County of Honolulu
Ms. Melody Lopez	Continuum of Care for the County of Kauai
Ms. Maude Cumming	Continuum of Care for the County of Maui

Absent:

Hawaii State House of Representatives, Hawaii Public Housing Authority (HPHA), Office of Hawaiian Affairs (OHA), Business Community Representative, Faith Based Community Representative

Staff:

Mr. Justin Limasa, Homelessness Assistant; Mr. Jason Kasamoto, Homelessness Special Assistant and Public Affairs; Ms. Emma Grochowsky, Homelessness Community Development Specialist; Ms. Cheryl Bellisario, Homelessness Administrative Assistant; Ms. Erin Yamashiro, Deputy Attorney General

Special Guests:

Ms. Nani Medeiros (HomeAid Hawaii); Ms. Kimberley Cook (United States Veterans Initiative); Mr. Gregory Williams (United States Veterans Initiative)

- I. **Call to Order. Taking of the Roll.** Roll was taken and there was a quorum established with 21 out of 27 members. The meeting was called to order at 10:02 a.m. by the Chair.

Chair Morishige welcomed everyone and reviewed several general housekeeping items related to the virtual teleconference platform. Attendees were asked to keep their device on 'mute' unless speaking, and members were asked to notify staff when leaving the meeting. The Chair explained that voting will be conducted via a general voice vote unless otherwise specified, and members should vote verbally or using the chat feature. The Chair reminded attendees that the meeting will be recorded and will be available at <http://homelessness.hawaii.gov>.

The Chair reminded members that they will be required to have their camera 'on' for the duration of the meeting, should virtual meetings continue into 2022.

The Chair also recognized the City & County of Honolulu and the Department of Hawaiian Home Lands for their federally-recognized efforts in the COVID-19 response, as well as Partners in Care for the success of their Oahu Housing Now ESG-CV program and receiving federal recognition from HUD for their effective use of Housing Fairs to enroll clients for the program. The Chair praised the agencies for their hard work and creativity in getting housing assistance to people in need.

National Homeless Persons Memorial Day is tomorrow, December 21st, and is a time to recognize people who have passed away while experiencing homelessness. The average age of those who passed away was 54 years of age, which is approximately 30 years younger than the average age of housed individuals who pass away. A moment of silence was observed for the over 130 individuals who passed away in 2021.

Director Krucky joined the meeting at 10:11 a.m. Quorum was updated to reflect 22 of 27 members present.

- II. **Overview and Approval of Agenda.** The Chair presented the agenda for review and requested a motion to approve the agenda. Ms. Menino moved and Ms. Tshako seconded to approve the agenda as presented.

The Chair called the question. The motion passed unanimously.

- III. **Approval of Minutes.** The Chair reminded members that the September 20, 2021, meeting minutes were available electronically. The Chair provided time for members to review the minutes and asked if there were any additions or corrections.

Ms. Thielen moved and Mr. Johnson seconded to approve the minutes as presented. Seeing no additions or corrections at this time, the Chair called the question. The motion passed unanimously.

- IV. **Public Testimony.** Chair Morishige opened the floor to public testimony. There was none.

- V. **New Business.**

- a. **Discussion regarding construction of low-income rental housing that utilizes communal dining and hygiene facilities to reduce construction cost, such as the Kamaoku Kauhale program in Kalaeloa, Oahu.**

Presentation by Ms. Kimberley Cook (United States Veterans Initiative).

Ms. Cook provided a brief overview of the United States Veterans Initiative (U.S. VETS) organization, which provides homeless and behavioral health services to both veterans and non-veterans at 32 sites across the country. U.S. VETS is the operator of the Kamaoku Kauhale project, a tiny home village designed to provide communal permanent housing to homeless individuals. Additional partners include Lt. Governor Josh Green, the Hawaii Public Housing Authority, HomeAid Hawaii and its affiliates, the State of Hawaii Department of Human Services and the Office of the Governor's Coordinator on Homelessness, the City & County of Honolulu Department of Community Services, the Weinberg Foundation, and the Hawaii Community Foundation.

Kamaoku is modeled after the Community First! village in Austin, TX, and construction and contracting began in early 2020. The vision for Kamaoku was to provide a safe, dignified space for people to live, including intentional design elements that promote a sense of community and

shared space. There are 36 residential units and a communal building with bathrooms, showers, laundry, and kitchen space. On-site food service, social services, gardening, and workforce services are available.

All residents must be homeless, below 60% AMI, and have a VI-SPDAT score of 8+. Additional background screening applies. U.S. VETS is accepting applications, which are posted online and are available in-person. For applications or other questions, please contact U.S. VETS at (808) 282-0554 or infohi@usvets.org.

Presentation by Ms. Nani Medeiros (HomeAid Hawaii).

Ms. Medeiros shared several documents in advance of the meeting, which have been included in the meeting packet. HomeAid Hawaii emphasized the vision of creating a new model of housing that provides a sense of community at a site-based location. Kamaoku is one example of the kauhale, which brought in an operator to oversee the project. Other kauhale models may include building a project around an existing community and building a project with an existing group in mind and helping them to develop a stronger sense of community.

Ms. Medeiros shared information from their visit to the Community First! community on which Kamaoku was based. Kamaoku was a part of the Governor's Homelessness Emergency Proclamation, which provided specific exemptions that allowed the project to proceed. Ms. Medeiros stressed the importance of these types of waivers.

Question and Answer

Senator San Buenaventura asked in the chat how the project was able to get around permit requirements, which are often the stumbling block for other tiny home projects.

- The question was answered by Ms. Medeiros in her presentation. Kamaoku utilized the Governor's Homelessness Emergency Proclamation, which expired on February 14th, 2020.

Ms. Cumming asked in the chat whether these units are Section 8 approved.

- Ms. Cook stated that these units are not approved for Section 8, but U.S. VETS's partnership with the City & County of Honolulu is providing project-based funding with State funds.
- The Chair reviewed some of the earlier guidance from HUD, which requires projects to meet HUD'S Housing Quality Standards (HQS) if HUD subsidies will be used. However, projects need only meet local building code standards to be considered 'permanent housing' for the purposes of the CoC's Housing Inventory Count.
- HomeAid Hawaii is currently working with the City & County of Honolulu's Department of Planning and Permitting to suggest a template for similar types of construction. Director Krucky added that the City is supportive of being flexible with permitting, and encouraged lawmakers to consider State-level changes that would encourage this type of construction.

The Chair summarized the lessons learned from the development of the Kamaoku Kauhale project, emphasizing the importance of developing long-term solutions to address permitting challenges. In addition, the Chair reviewed information from a May 26, 2020 memo shared by the HUD Honolulu Field Office clarifying the factors considered in determining whether tiny home projects can be included in the CoC's Housing Inventory Count (HIC) or be eligible for CoC rental assistance and Section 8 Housing Choice Voucher funding.

At 10:32 a.m., Mr. Johnson was temporarily disconnected from the meeting, and quorum was revised to reflect 21 members present.

At 10:35 a.m., Mr. Johnson rejoined the meeting, and quorum was revised to reflect 22 members present.

- b. **Discussion regarding updates from the Continua of Care (CoC) regarding the 2022 Point in Time count for unsheltered homeless individuals and advocacy priorities for the 2022 legislative session. This item will include the adoption of 2022 legislative advocacy priorities. (Vote)**

Presentation by Ms. Maude Cumming (Bridging the Gap).

Ms. Cumming reviewed HUD's Point in Time count requirements, including who should be counted, the time frame for the count, and how data must be reported. The count occurs during the last ten days of January each year.

Ms. Cumming explained that Bridging the Gap will be using a census approach to improve accuracy and reliability. Participants will be asked where they slept on the night of January 23rd, 2022, but the survey period will be for the six-day period following that night to allow outreach staff to conduct surveys at varying times of the day. Most surveys are conducted by experienced staff who are familiar with the geographic area and the individuals living there. BTG has used this methodology consistently since 2009 and has counted approximately 95 percent of all individuals enrolled in the HMIS.

Ms. Cumming reviewed survey procedures and the process of data quality review and noted that BTG's rates of duplication are low. Surveys are kept as brief as possible to avoid overwhelming those who are surveyed.

Presentation by Ms. Laura Thielen (Partners in Care).

Ms. Thielen stated that Partners in Care is closely monitoring any new guidance from HUD regarding the unsheltered count, given the nationwide surge in COVID-19 cases. The Oahu CoC will be conducting a one-day count for the night of January 26th, 2022.

Beginning with the 2020 count, the Oahu CoC has used a digital app to complete both the full survey tool and an observation tool for those who are unable to be surveyed. The observation tool tracks race, approximate age, and sex, if known. The digital format has allowed for easier survey completion, especially for questions that apply only to certain populations. Another feature of the Oahu count is the central hub where PIC and other agency staff monitor the status of surveys. During the 2020 count, staff from the VA were able to track veteran status in real-time and coordinate additional services to those who were encountered.

Ms. Thielen stated that PIC is still seeking volunteers and donation items, including gift cards, snacks, and feminine hygiene products. Regional outreach providers serve as the leads for each of the seven outreach regions.

The Chair thanked Ms. Cumming and Ms. Thielen for their presentations, and noted that there will be some differences in the methodologies between the City & County of Honolulu and the neighbor island counties. This is primarily driven by a difference in geographic needs and priorities. The Chair advised that these changes in methodology may result in variations to the numbers of individuals counted.

Presentation by Ms. Laura Thielen (Partners in Care) and Ms. Cheryl Bellisario (Office of the Governor's Coordinator on Homelessness).

Ms. Thielen noted that the Oahu CoC has a new Advocacy Chair, Mr. Bob Wardlaw (Project Vision Hawaii). The Oahu CoC will be focusing on:

- Income discrimination
- After care
- Rental application fees
- Expansion of shallow subsidies
- Keiki Caucus priority – emergency shelter
- Mental health and substance use disorder services
- Ohana Zones

Ms. Thielen emphasized the importance of combating housing discrimination via source of income protection and rental application fees, as it has an extreme impact on people using housing subsidies. In addition, the Oahu CoC is seeking support for ongoing services, including behavioral health services, that can continue to assist people once they are stably housed, and expanding shallow subsidies to keep people housed. The Oahu CoC will be looking at recommendations from the Keiki Caucus regarding minor access to emergency shelter, which was exacerbated by recent severe weather, and continuing funding for Ohana Zone pilot programs.

Individuals interested in participating in PIC Advocacy Committee meetings may contact bob@projectvisionhawaii.org or laurat@partnersincareoahu.org.

The Chair noted that Act 23, SLH 2021 provides a three-year pilot for minors to access emergency shelter without the presence or consent of a parent or legal guardian.

At 11:23 a.m., Ms. Tasaka left the meeting and quorum was revised reflect 21 members present.

Ms. Bellisario provided an overview of statewide advocacy priorities, including:

- Promoting affordable rental housing
- Supporting policies and programs that address upfront barriers to accessing rental housing
- Supporting policies and programs that assist vulnerable subpopulations – youth, severely mentally ill, individuals with chronic substance use – to transition to stable, long-term settings

The Chair added that adopting broad statewide priorities allows the HICH to testify on a wide range of legislation that may arise during the upcoming legislative session. In addition to directly supporting housing development and access, the Chair stated that supporting wraparound support services and interventions is also critical.

The Chair requested a motion to adopt the statewide priorities. Ms. Tsuhako moved and Ms. Rezendes seconded.

The Chair called the question. The motion passed unanimously.

As a reminder, interested parties may attend the Joint PIC-BTG Advocacy Meetings, currently every other Friday at 12:00 p.m. Please contact Cheryl Bellisario at cheryl.a.bellisario@hawaii.gov or (808) 586-0009 to be added to the meeting invite.

VI. **Continuing Business.**

- a. **Discussion and possible action regarding revisions to the Hawaii State Framework to Address Homelessness and ten-year strategic plan to address homelessness, including specific strategies, tactics, and metrics and examining the intersection between local initiatives and federal initiatives to address homelessness.**

Presentation by Ms. Emma Grochowsky (Office of the Governor's Coordinator on Homelessness).

The FY22 Homeless Services Fiscal Map is now posted to the GCH website at <http://homelessness.hawaii.gov/data>. The fiscal map has been updated to reflect current government contracts for homeless services. While the list is not all-inclusive, it does represent much of the government funding for homeless programs.

The fiscal map has been compiled into a simple dashboard format which allows the viewer to view funding by county, funding source, and certain subpopulations. Viewers should be aware that the map does not reflect CARES/ARP Act funding, and that there may be additional funding sources that have not been reported.

The fiscal map shows that the statewide investment in permanent supportive housing and other permanent housing is significant, followed by emergency shelter programs. While the State's funding is allocated among a variety of homeless program types, a significant portion of State funds support shelter programs. Conversely, HUD funding plays a significant role in the funding of permanent supportive housing. In addition, much of the funding for these programs is specific to certain subpopulations, such as veterans and people fleeing domestic violence.

The Chair added that the fiscal mapping tool originated from the Homeless Funders Group, which has been meeting since 2019 to improve coordination and information sharing among funders. The Chair also noted that the fiscal map may also be able to support the Continua of Care in considering strategic funding decisions or plans, such as during the HUD CoC program competition. The Chair proposed that the HICH may consider voting at a future meeting to provide specific recommendations for funding priorities for the CoCs in future HUD CoC program competitions for federal funding.

Question and Answer

Ms. Tshako asked whether the intent is to have the HICH support specific program proposals during a program competition.

- The Chair stated that the intent is to inform the Continua of Care as they draft their funding recommendations, noting that the Oahu CoC recently voted to prioritize PSH projects in their most recent HUD CoC NOFO.
- The Chair suggested that the HICH could make their recommendations in writing to the appropriate CoC committees that oversee the funding competitions.

Ms. Thielen expressed support for this recommendation, adding that the pandemic may have disincentivized some providers from applying for CoC funding. It is important to encourage providers to participate in the CoC funding competition so that funding is not left on the table.

Ms. Cumming stated that BTG currently only accepts applications for RRH and PSH projects.

Presentation by Chair Morishige (Governor's Coordinator on Homelessness).

Chair Morishige provided a status update on the Ohana Zones pilot project. Since the establishment of Ohana Zones through Act 209, SLH 2018 and Act 128, SLH 2019, Ohana Zone projects have accomplished several key measures:

- 358 beds/units preserved
- 469 new beds/units created
- 5,510 individuals served
- 1,368 individuals placed into permanent housing

A current listing of Ohana Zone projects and status is online at: <http://homelessness.hawaii.gov/ohana-zones/>.

The Chair added that the Administration will be requesting an extension of the Ohana Zones program.

VII. Permitted Interaction Group.
None.

VIII. General Announcements.

A. Chairperson and Staff Reports: October / November / December 2021

The Chair noted that a full report is available in the membership packet, and highlighted several key focus areas in the past quarter:

- **COVID-19**
<http://homelessness.hawaii.gov/covid>
 - COVID-19 resources continue to be available on the GCH website.
 - GCH staff continue to assist with testing at sites including the HONU and encampments on DLNR properties.
- **Eviction Moratorium and Rental Assistance**
<http://homelessness.hawaii.gov/eviction-moratorium-resources>
 - GCH and partners continue to monitor eviction filings and potential impacts on the homeless service system.
 - A list of rental assistance and other resources are available on the GCH website.
- **Unaccompanied Minors**
<http://homelessness.hawaii.gov/main/minors-experiencing-homelessness-or-unstable-housing/>
 - In partnership with DOE and OYS, GCH staff and interns have developed new FAQs and resources related to emergency resources available for unaccompanied minors.
- **Landlord Engagement**
<http://homelessness.hawaii.gov/landlord-engagement>
 - GCH staff have compiled materials to support statewide landlord engagement and to encourage private landlords to consider renting to applicants with housing subsidies.
- **HDOT Broadband Access**
 - DHS is partnering with HDOT to include homeless shelters and housing programs into HDOT's broadband pilot areas.
- **Provider Meetings**
<http://homelessness.hawaii.gov/monthly-webinars/>
<http://homelessness.hawaii.gov/outreach-meetings>

- GCH continues to host monthly statewide webinars and bi-weekly Oahu outreach provider meetings to share information and discuss ongoing matters.
- Monthly webinar session recordings have been shared on public access television.

The Chair summarized the four performance benchmarks used to evaluate the implementation of the Hawaii State Framework to Address Homelessness for the current quarter (as of September 2021):

- **Count:** 6,458 people (2020 PIT Count), 1,398 people (2021 PIT Count – Sheltered Only)
 - There has been no change since last quarter.
 - Both CoCs have been working on 2022 PIT Count planning.
 - The Chair noted that DOE data indicates a significant number of families who are living in “doubled-up” situations, which are not captured in the regular PIT Count. Changes to this number may arise from the impacts of COVID-19.
- **Bed Capacity:** 3,964 beds (2021 HIC inventory)
 - A detailed breakdown of HIC trends is available in the membership packet.
- **Housing Placements:** 48% statewide (as of November 2021)
 - Between January to November 2021, the neighbor island PH exit rate is 57%, compared to the Oahu PH exit rate of 46%.
 - While the percentage of exits has gone down, the total number of individuals exiting to PH has increased.
 - The PH placement rate may be a factor of housing supply issues, particularly on Oahu, which impact providers’ abilities to find suitable placements for clients.
- **Length of Stay:** 194 days (as of November 2021)
 - As of November 2021, the average length of stay in emergency shelters was:
 - 127 days on Oahu
 - 158 days on Maui
 - 112 days on Kauai
 - 82 days on Hawaii island
 - As of November 2021, the average length of stay in transitional shelters:
 - 346 days on Oahu
 - N/A days on Maui
 - 166 days on Kauai
 - 367 days on Hawaii island
 - Length of stay may be impacted by limited housing inventory and housing resources. Unavailable data may be due to a limited number of exits per program.

The complete packet has been provided to members and will be available online at <http://homelessness.hawaii.gov>.

B. Written Reports from Council Members.

The following written updates are provided for the Council’s consideration and review (the full write-ups for each representative are included in the meeting packet and meeting slide deck):

- *Hawaii Public Housing Authority*
- *Department of Hawaiian Home Lands*
- *U.S. Department of Veteran Affairs*
- *City & County of Honolulu*
- *County of Kauai*
- *County of Maui*
- *County of Hawaii*

- *Continuum of Care for Oahu (Partners in Care)*

IX. **Executive Session**

Pursuant to H.R.S. §92-7(a), the Council may, when deemed necessary, hold an Executive Session on any agenda item without the written public notice if the Executive Session was not anticipated in advance. Any such Executive Session shall be held pursuant to H.R.S. §92-4 and shall be limited to those items described in H.R.S. §92-5(a). Discussions held in Executive Session are closed to the public.

The Chair stated that an Executive Session is not necessary at this time.

X. **Topics for Upcoming Meetings**

The Chair asked members to contact his office with additional suggestions for upcoming meetings. The office can be reached at 586-0193 or by e-mail at gov.homelessness@hawaii.gov.

XI. **Meeting Schedule**

The following Council meetings are proposed for the 2022 calendar year:

- Monday, March 21, 2022, 10:00 a.m. to 12:00 p.m.
- Monday, June 20, 2022, 10:00 a.m. to 12:00 p.m.
- Monday, September 19, 2022, 10:00 a.m. to 12:00 p.m.
- Monday, December 19, 2022, 10:00 a.m. to 12:00 p.m.

The Chair noted that future meetings may be held in person, in accordance with the end of the Governor's Emergency Proclamation.

XII. **Adjourn**

Chair Morishige entertained a motion to adjourn. Motion was made by Ms. Tsuhako and seconded by Ms. Menino. The Chair called for the question. The motion passed unanimously. The meeting was adjourned at 12:08 p.m.

MINUTES CERTIFICATION

Minutes prepared by:

Emma Grochowsky
Homelessness Community Development Specialist

Date

Approved by the Hawaii Interagency Council on Homelessness at their Regular Meeting on December 20, 2021.

[] As Presented [] As Amended

Scott S. Morishige, MSW
Chair

Date

Item V.a.

Year 3 Housing First and Ohana Zones
Implementation Progress Report




Kealaula in Lihue, Kauai

Housing First and Ohana Zones Implementation Progress Report 2021

HICH May 16, 2022 * Heather Henderson, Evaluator

1



Huliau in Kahului, Maui

Purpose of the Evaluation

1. To understand the impact of Housing First and Ohana Zones on improving access to permanent housing
2. To identify what is required to improve access to permanent housing, and end homelessness in Hawaii

2




Active Implementation Frameworks

- Context
- Stages
- Drivers
- Improvement Cycles
- Teamwork and Communications

NIRN NATIONAL IMPLEMENTATION RESEARCH NETWORK
FRANK PORTER GRAHAM CHILD DEVELOPMENT INSTITUTE


3

Context



Huliau - Maui

\$5 million
46 people
100% full time residents
County of Maui



Proposed Wailea Resort - Maui

\$315 million
545 people
90% part time residents
Ledcor Group, Alexander & Baldwin

4

Stages



Implementation Timeline													
	2012	2013	2014	2015	2016	2017	2018	2019	2020	2021	2022	2024	2026
Housing First	[Light Blue Bar]					[Medium Blue Bar]		[Dark Blue Arrow]					
Ohana Zones	[Light Blue Bar]							[Medium Blue Bar]		[Dark Blue Bar]		[Dark Blue Bar]	

5



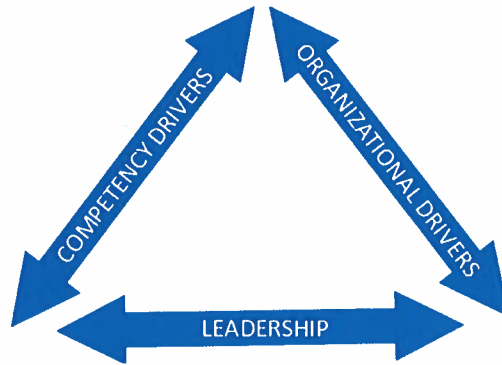
Jackie, 69, Kumuwai resident (pictured at HONU)

Ohana Zones Achievements

- The Legislature's effort to 'try something new' sparked an innovation laboratory.
- Coordination by GCH empowered the state to reclaim priorities.
- Establishing 20 programs exceeded the standards of Act 209.
- 'Unrestricted' funding allowed for repurposing, when needed.
- Administration of funds across state offices generated new capacity.
- Direct funding to counties invigorated strategic planning and partnerships.
- Innovative context supported a new approach to evaluation.

6

Implementation Drivers

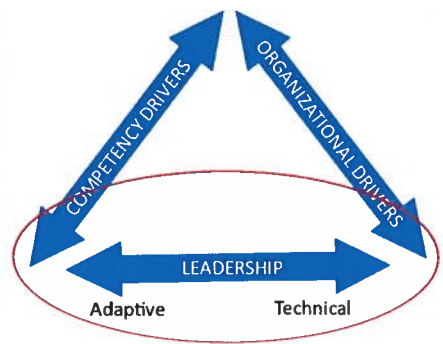


7

LEADERSHIP

EVIDENCE OF SUPERIOR COLLABORATION:

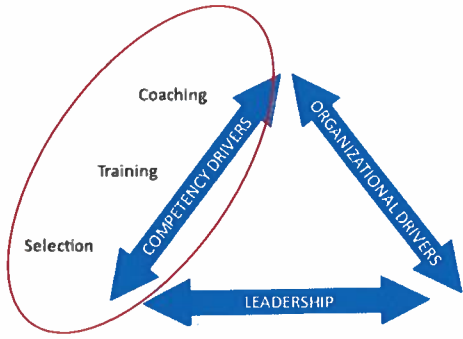
1. Sustaining the lowest rate COVID-19 in the nation
2. Rapid distribution of federal rental assistance by City and County of Honolulu and DHHL
3. Innovative use of CARES Act funds for Oahu Housing Now
4. Exceeding Ohana Zones Act 209 standards



8

Implementation Drivers

- ### COMPETENCIES SURVEY
- Assessment
 - Data and Documentation
 - 'Compassionate' Engagement
 - Knowledge of system
 - Knowledge of people and culture
 - Prioritization
 - Safety planning



9

ORGANIZATIONAL DRIVERS

10

Improvement Cycles

Continuous Quality Improvement



11

Teamwork and Communications

Patrick Lencioni's Teamwork Model



12

PRACTICE ASSESSMENT

- Capital Development
- Housing Vouchers
- Outreach
- Emergency Shelter
- Family Assessment Centers

13

KEY RECOMMENDATIONS:

1. Establish a competency framework
2. Increase affordable housing stock
3. Increase and stabilize funding to end homelessness



More at: <https://homelessness.hawaii.gov/ohana-zones-evaluation/>

Mahalo

Heather Henderson
732.887.8554
heather@focalizechange.com

14

Item V.b.



U.S. Department of Defense Innovation
Readiness Training (IRT) Program



Potential Dept of Defense Partnership in Support of Hawai'i Homelessness Initiative


MSgt Brad Wilson
ANG IRT Deputy Program Manager
Civil Engineering

1



Overview

- Introduction and BLUF
- IRT 101
- Planning Assumptions
- Case Study: Southwest Indian Foundation (SWIF)
- Partnership Requirements
- Next Steps
- Conclusion



2



Air National Guard Team



- MSgt Brad Wilson
 - ANG IRT Deputy Program Manager, Civil Engineering, MD
 - Emergency Management Flight Supt. 171st CES, Pittsburgh, PA
- MSgt Mitch Sisco
 - ANG IRT Operations Manager Joint Forces HQ, OK
- Lt Col Andrew Adamich
 - ANG IRT Program Manager Joint Base Andrews, MD



Equity | Access | Resiliency

3




Bottom Line Up Front (BLUF)




With deliberate planning, resources, and support from senior leaders and key stakeholders, the IRT program could be a critical partner in the effort to end chronic homelessness throughout the State of Hawai'i in a manner that continues to recognize the humanity and dignity of the homeless community while providing critical skills training to military units.

Equity | Access | Resiliency

4




Planning Assumptions




- The ongoing pandemic will continue to exacerbate problems facing the homeless community
- The solution to homelessness is housing
 - Access to a physical address and roof can solve a majority of the issues a homeless person is facing
- USC permits non-DOD training events to utilize existing appropriations from Congress
- Multi-year construction projects with existing partners is beneficial to continuity for military planners

5

5




Innovative Readiness Training: Origin



What if the Best Military Training Led to Ready Forces and Thriving American Communities?

Department of Defense Response to 1992 "Rebuild America" Initiative




- Authorized Under Title 10 U.S. Code §2012
- IRT is led by the Director, Civil-Military Engagement Policy, in the Office of the Deputy Assistant Secretary of Defense for Reserve Integration.
- IRT includes opportunities for Active, Guard, and Reserve Service Members, (and multi-national partners) to integrate as a joint and whole-of-society team to train and serve American communities


"The American people have made an enormous investment in developing the skills, capabilities, and resources of the Armed Forces. These resources, if properly matched to local needs and coordinated with civilian efforts, can be a useful contribution to addressing the serious domestic needs of the United States." - 1993 Senate Armed Services Committee Report

6


6




Governing Authorities




- **10 U.S. Code § 2012** *“Support and Services for Eligible Organizations and Activities Outside the DoD”*
- **Department of Defense Instruction (DoDI) 1100.24** *“Support and Services for Eligible Organizations and Activities Outside the DoD (Innovative Readiness Training)”*
- **Military Service instructions & policies**
- **32 U.S. Code § 508 (Natl. Guard Only)** *“Assistance for Certain Youth and Charitable Organizations”*



7



IRT Meets HICH Focus Areas



HICH Focus Areas	IRT Strategic Outcomes
<p>Strengthening System Leadership and Stakeholder Alignment</p>	<p>Optimized Mission Execution: IRT is a collaborative program that leverages military contributions and community resources to multiply value and cost savings for participants</p>
<p>Building System Capacity & Strengthening Core Competencies</p>	<p>Joining Forces & Building Unity: IRT strengthens and builds partnerships, while providing key services for American communities utilizing joint training operations</p>
<p>Sustaining and Scaling Housing-Focused Approaches</p>	<p>Restoring Readiness: IRT provides hands-on, real-world training to improve readiness and survivability in complex contingency environments</p>

8



IRT Strategic Plan



VISION

Be the Premier military training venue serving America's communities

MISSION

Provide mission-ready forces through military training that delivers key services for America's communities

Strategic Outcomes

- Increase joint service preparedness through military training
- Resilient joint forces through diverse and rigorous training
- Optimized joint training through civil-military collaboration

Lines of Effort

- Successful IRT Missions
- Strategic Engagement
- Innovative Resource Management

9



Restrictions



- Must take place within the United States/US territories
- Must accomplish mission-essential **military training**
- Must **not compete** with the private sector, non-competition clause
- Must not include commercial development (CE Only)
- Military members will ONLY do tasks within their military occupational specialty
- Military members **cannot provide law enforcement** during IRT projects
- IRT authorities cannot be used to respond to natural or manmade disasters (though an IRT project may assist with mitigation, preparedness, and long-term recovery)
- IRT cannot legally guarantee any specific outcomes on projects

10



Benefits to Military Orgs

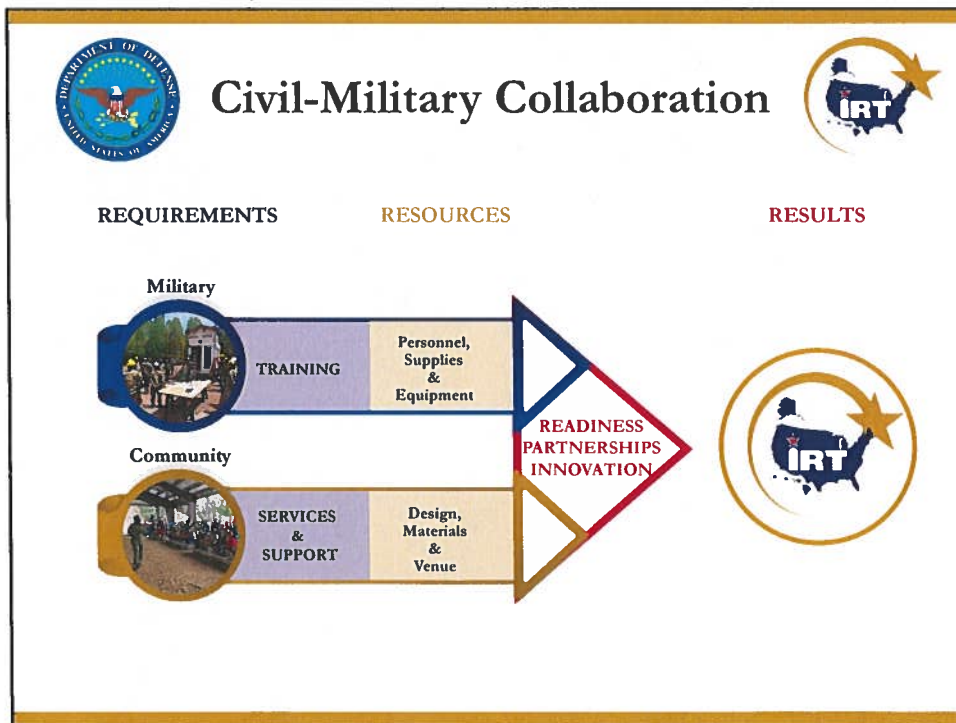


- Hands-on training promotes mission readiness
- Refine mission-essential skills in complex environments
- REAL vs. simulated tasks in exercises and training events
- Enhanced skills used in all phases of military effort
- Junior officer/enlisted leadership opportunities in a joint environment
- Military personnel double their public service satisfaction
- Job satisfaction
- Esprit de corps



The best military training led to thriving American communities?
NO ADDITIONAL FEES REQUIRED

11




12



13

Project Organization

- Project Management Team
 - IRT Staff
 - Mission OIC / Project Manager
 - Mission NCOIC / Site Superintendent
 - Food Services and Beddown NCOIC
 - Subject Matter Experts / Trainers (AKA Sub-Contractors)



14



Project Organization (Typical Team Composition)




- 30-50 Personnel Every Two Weeks w/4 to 6 each of:
 - Electricians
 - Carpenters
 - Heavy Equipment Operators
 - Engineering Assistants & Construction Managers
 - Plumbers
 - HVAC Technicians
 - EMTs

15

15




FY21 Projects Summary






16

16




FY21 Projects Summary







17

17



FY21 Projects Summary




Location	ANG Airmen Trained	Joint Prsnl Trained	Upgrade Tasks Trained**	Community Cost Savings*
Cherokee Nation, OK (Lead)	183	607	>18,000	\$3.4 million
Camp Paumalu, HI (Lead)	164	287	>2,500	\$2.2 million
Camp Kamassa, MS (Support)	142	1052	>4,000	\$1.6 million
Totals	489 (6%***)	1,946	~24,500	\$7.5 million


*Include work hours, project planning, equipment, transportation, etc.
 **Total estimate # of tasks trained for all personnel across DOD
 ***This indicates total impact to ANG Civil Engineer Enterprise

18


18





Blackfoot Nation Heart Butte Senior Center




ANG Airmen Trained	Joint Personnel Trained
260	520
Project Dates	DV Day
15 Apr – 27 Aug	03 Aug 2022









21

21

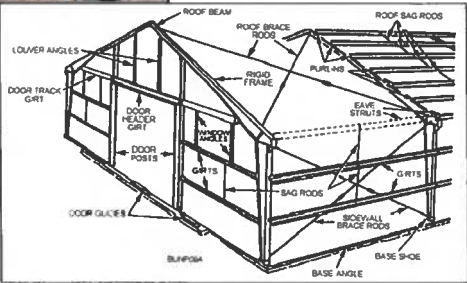


Special Olympics of Hawai'i (SOHI)







ANG Airmen Trained	Joint Personnel Trained
104	320
Project Dates	DV Day
15 May – 23 July	14 July 2022




22

22



FY22 Projected Numbers




Location	ANG Airmen Trained*	Joint Members Trained*	Upgrade Tasks Trained*	Community Cost Savings*
Cherokee Nation (Lead)	312	660	>13,000	\$3.4 million
Blackfeet Nation (Lead)	260	520	>8,000	\$1.6 million
Special Olympics of HI (Support)	116	320	>8,000	\$900K
Camp Kamassa (Support)	56	450	>4,000	\$1.6 million
Totals	1022 (12%**)	2,270	~39,000	\$8.7 million


*These are estimates based on previous year projects of similar size and scope
 **This indicates total impact to ANG Civil Engineer Enterprise

23


23



Case Study: Southwest Indian Foundation (SWIF)



- Established in 1997 in response to housing crisis in Navajo Nation
- Military members construct two to three 1,200 sq ft manufactured homes each year, ~60 homes to date
- Production effort in a warehouse
- Public, Private, Non-Profit, and Govt Partnership



24

24



Concept of Operations



- Mission selected by IRT
- Joint teams assigned by Force Providers
- Duration Project Mgmt Team selected and assigned
- Teams of 20-35 personnel deployed en masse every 2 weeks to Gallup, NM from April – August
- Beddown at local hotel below per diem

25

25





Construction Process




- Approved designs submitted
- Three preconstruction planning meetings held prior to kick off
- Multiple homes under construction at any given time
- Built on a rail system to facilitate movement later by tractor trailer
- 75-80% complete prior to shipment to home sites
- Home Materials Cost: \$35K each

26

26





Economy of Scale




Exponential increase from SFH to Tiny Homes with multiple Lines of Effort (LOE)

SFH: 4-6 per mission
Tiny Homes: 20-30 per mission





LOE 1: Production line in a warehouse or aircraft hangar, increasing total number of homes in inventory to distribute



LOE 2: Site prep, utilities, line haul homes to site, and installation of built homes

27

27


Key Roles of Stakeholders

Military Service Components

- Aligns training plan with community request for support & services
- Plans & executes training
- Leverages personnel, equipment, & supplies

Community Partner

- Establishes requirements and work priorities
- Provides training venue, environmental assessments, designs, follow on services, and volunteers
- Procures materials, supplies, and donations



28

28

14



Validating Projects





Scope of Training

- Clear list of services requested with a clear overall training objective
- Supports 5 or more crafts/trades



Versatility of Training

- Adaptability to the list of requested services to meet the training needs of a given unit



Community Impact

- Large percentage of population reached
- Long term impact on community
- Provision of needed services that haven't been rendered in a substantial amount of time




Community Support


- Ability to provide adequate design, funding and materials
- Community has facilities available for bed down, shower, feeding, etc.


29

29



Application & Selection Timeline





The timeline consists of a diagonal line with seven circular markers, starting from the bottom-left and moving towards the top-right. Each marker is accompanied by a text label and a date or time period.

- Project Scoping, Community Needs Assessment, & Application Packet Build (1-2 years from 30 September of each year)
- Community Application Submission Deadline (30 September for the NEXT Fiscal Year)
- Community Applications Reviewed by IRT Staff (October)
- Military Participation Roundtables (Nov-Jan)
- Lead/Support Selections Finalized (Jan-Feb)
- Military Applications Due (June)
- Community Partners Notified (July 15)

30



31

-
- Community Responsibilities**
- ✓ Written request for support (Application)
 - Clearly written proposed scope of work, including 1-Y list of projects if submitting a broad package
 - ✓ Non-Competition with private sector
 - ✓ Liability release, hold-harmless agreement
 - ✓ Designs, Construction Schedules, Environmental Assessments, Access agreements
 - ✓ If 501(c) org: by-laws, charters, tax letters, etc.
 - ✓ Secure work locations, assist in mass bed down location
 - ✓ Additional partners, donors & volunteers

32



Military Responsibilities



- Review/Approve Community Request
- Verify required training meets request
- Organization Eligibility Determination Assistance
- Verify non-competition requirements
- Establish budget & request funding
- Communicate with Community Partner (Use Chain of Command)
- Set & Communicate Expectations
- Maintain integrity of Joint Military Environment
- Manage Perceptions throughout planning & execution
- Daily and/or Weekly SITREPs including training tracking

33





Next Steps




- Leadership Support & Program Champions
- Help Make Connections
- Visit During March
- Seek an Appropriate & Willing Community Partner
 - Where is the best place for us?
- Submit an Application (FY23? FY24?)
- Follow us on social media & spread the word!

Website: IRT.defense.gov
 Facebook, Instagram, LinkedIn & Twitter: @IRT'sWin Hashtag: #IRT'sWin

34

Conclusion



Codified in US Codes and Military Dept. Regulations

26+ years providing training opportunities for 140,000 service members

Leverages existing resources to boost wartime readiness while supporting American communities

\$800K-\$3.6M community cost savings per project

Cross cultural and life changing experiences for teams

35

35




INNOVATIVE READINESS TRAINING

MSgt Brad Wilson
bradley.wilson.4@us.af.mil and (817) 781-0545

Website: IRT.defense.gov
 Facebook, Instagram, LinkedIn & Twitter: [@IRTswin](https://twitter.com/IRTswin) Hashtag: [#IRTswin](https://twitter.com/hashtag/IRTswin)

36

Item V.c.

2022 Homeless Point in Time Count
Neighbor Islands



2022 POINT IN TIME COUNT

Maude Cumming ~ Chair, BTG

May 17, 2022

1



THE STATE OF HAWAII


2

DATA CAPTURE



"Where did you sleep on the night of..."

January 23, 2022

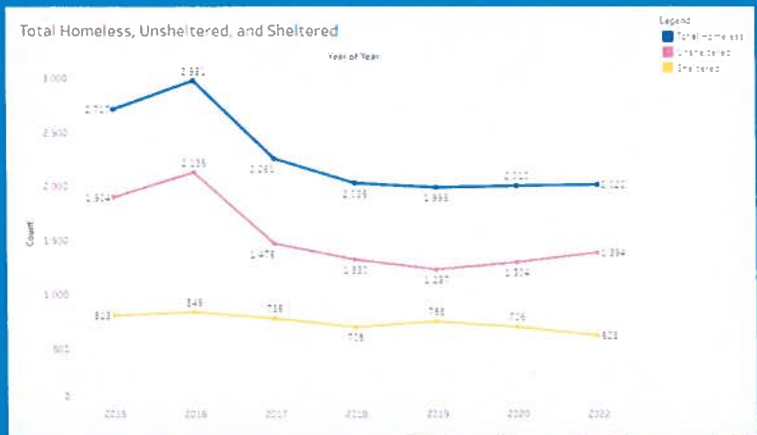


3



2022 PIT TOPLINE REPORT

Overall homelessness experienced a slight increase of less than 1%, from 2,010 persons in 2020 to 2,022 persons in 2022.




4

2022 PIT TOPLINE REPORT



**Family homelessness decreased by 18%,
from 184 families in 2020 to 151 in 2022.**

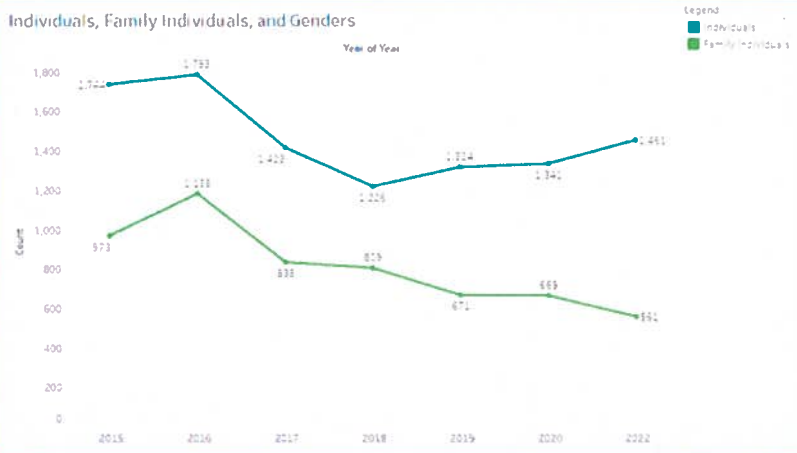


5

2022 PIT TOPLINE REPORT

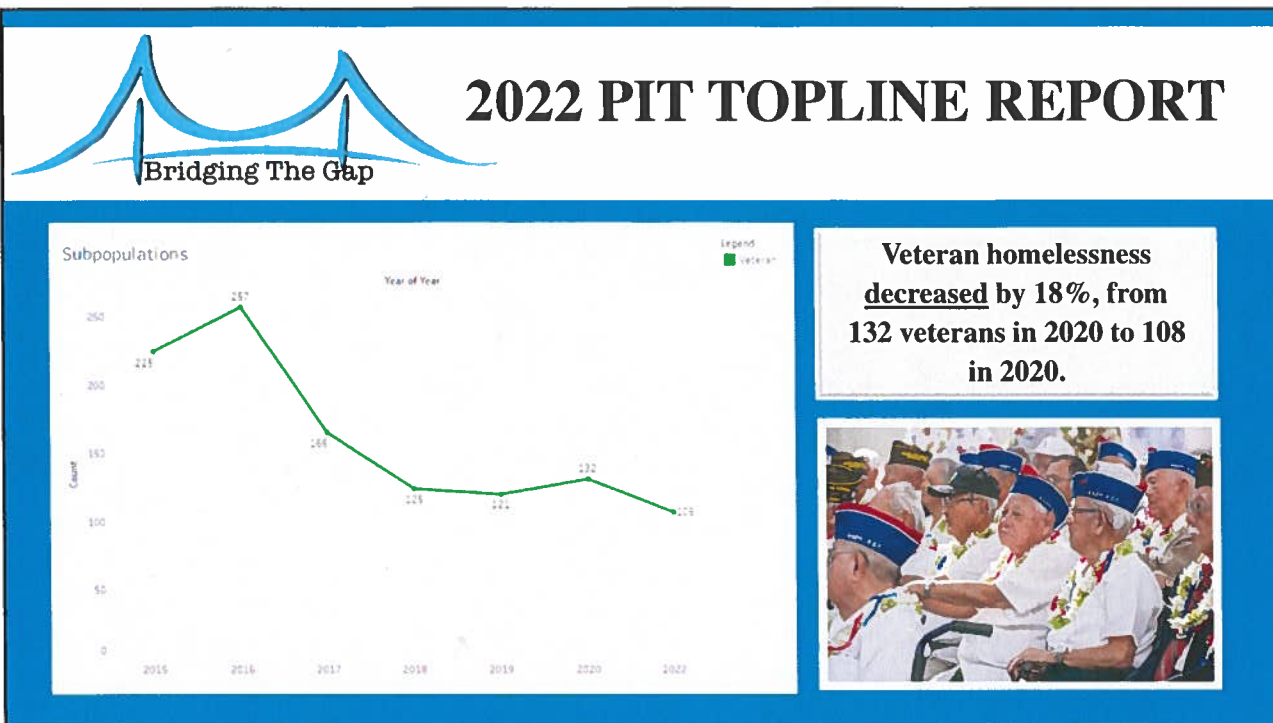


Individuals, Family Individuals, and Genders

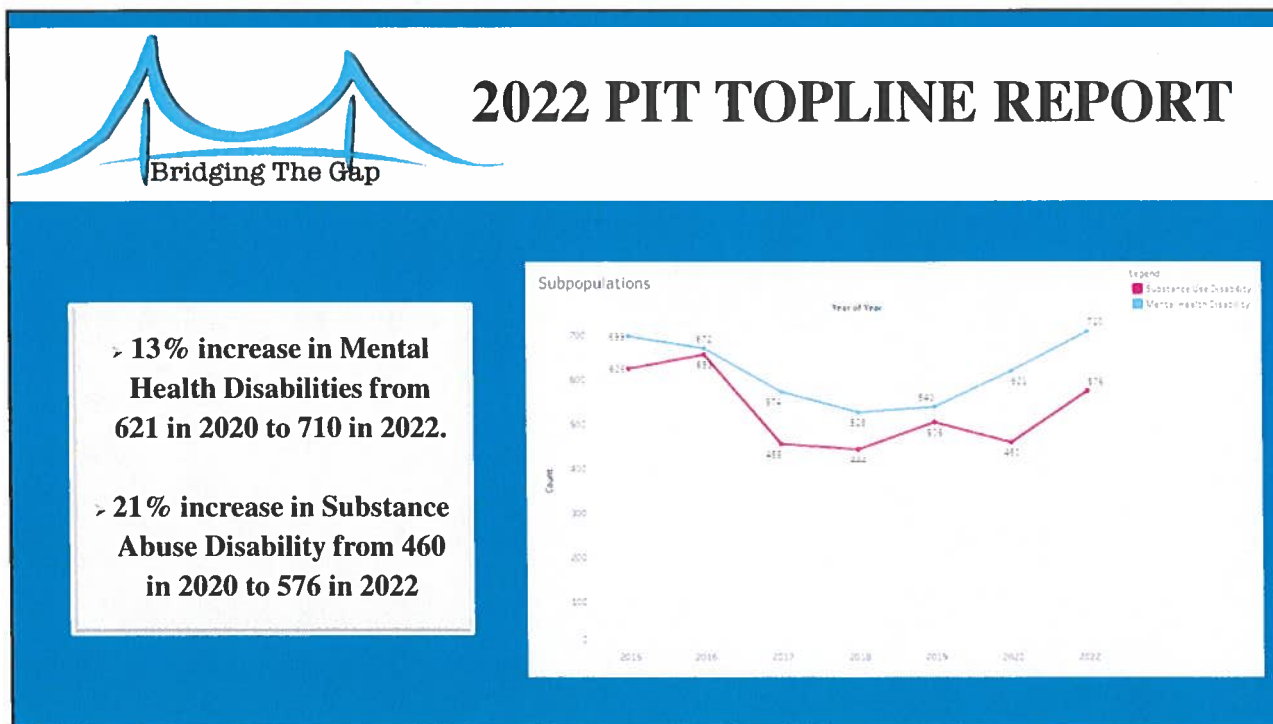


This is the lowest Family homelessness has been since 2018 marking a major milestone accomplishment of 30% reduction in family homelessness over a five-year period.

6



7



8



COMMUNITY SUPPORT

Since the beginning of the pandemic, more than *\$93 million dollars in financial assistance* was distributed by a network of non-profit organizations in partnership with the respective Counties for rent, utilities, and mortgage assistance. Without this funding, overall homelessness would have been more significant.



RECOMMENDED ACTIONS

1

BUILD, ACQUIRE AND MAINTAIN AFFORDABLE HOUSING



Hawai'i must continue to dedicate itself to increasing the supply of housing and creating new housing opportunities. BTG will continue to advocate for the prioritization of funding to support an increase in permanent housing. Without increasing affordable housing opportunities, the flow becomes stagnant and creates a longer stay at shelters.

Strengthen landlord incentives to increase participation by property owners in subsidized housing programs, which includes but is not limited to sign-up bonus for first-time program participants, financial protections for repair costs of tenant-caused property damage when the repair costs exceed the tenant's security deposit.

11



INCREASE PERMANENT SUPPORTIVE HOUSING PROGRAMS

2

It is critical to prevent the loss of housing among people who are living in permanent supportive housing. For chronically homeless individuals (those with a disability and long history of homelessness), stable housing and supportive services are the foundation for stability. Permanent supportive housing programs are project-based, clustered, or scattered site permanent housing linked with supportive services that help residents sustain housing. This housing program is the right intervention for persons with the deepest needs where they may remain in this program indefinitely with temporary or long-term rental assistance and/or supportive services.



12

4

MAINTAIN RAPID RE-HOUSING (RRH) & LONG-TERM RENT SUBSIDY PROGRAMS



Rapid re-housing is an intervention designed to help individuals and families exit homelessness quickly and return to permanent housing by providing three core program activities including housing identification, time-limited financial assistance, and housing-based case management services.

In 2021, the U.S Department of Housing & Urban Development (HUD) released two hundred fourteen (214) new Emergency Housing Vouchers (EHV) on the neighbor islands. It is critical for these types of long-term rent subsidies to continue along with an increase in affordable rental housing units.

13



EXPAND HOMELESS PREVENTION & DIVERSION STRATEGIES

We must strengthen practices and increase system capacity to divert families from entering homelessness. Homeless prevention resources are critical to assist households who may need assistance. With an unknown time period of economic recovery, many households will continue to need access to rent, mortgage, and utility assistance including arrears, and short-term and medium-term rent assistance.



14

EXPAND AND ENHANCE STREET OUTREACH



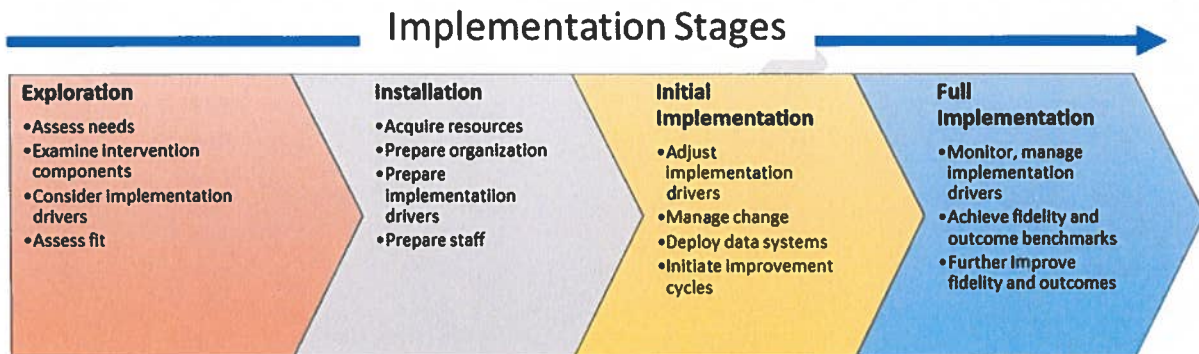
Individuals experiencing homelessness are at greater risk of exposure to a variety of infectious diseases including influenza and COVID-19. Street Outreach staff are often the only connection to high-risk persons living in encampments or places not meant for human habitation across the island. Health care professionals in partnership with Housing Navigators must be deployed as "Street Medicine Teams" to encampments to assess, treat and educate patients in need of medical assistance, and provide follow-up evaluation and care as needed, delivering care directly to them in their own environment. It is the first essential step in achieving higher levels of medical, mental health, and social care and towards a pathway to securing housing and residential stability.

Item VI.a.

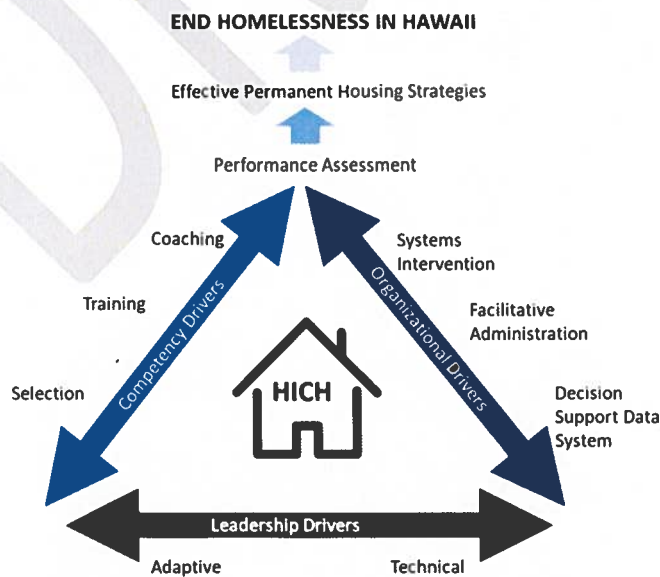
Draft Framework for Ten-year Strategic
Plan to End Homelessness

Hawaii Ten-Year Strategic Plan and Framework to End Homelessness (2022-2032)

The plan and framework utilize an active implementation framework and work is divided into four general stages for implementation as outlined in the graphic below:



In addition, the plan targets three specific areas of focus that drive implementation of the strategic plan -- **Competencies, Organization, and Leadership** -- with a **Housing Focused Approach** on ending homelessness, as well as investment in **Targeted Diversion and Prevention** to close the front door to homelessness. Action steps related to each area of focus will reinforce the development of each driver through policy and practice feedback loops, as well as ongoing assessment and continuous review of feedback received from all stakeholders. The relationship between the three focus areas and the process to inform system change is illustrated below:



System Vision: The ten-year plan advances the vision of ending homelessness in Hawaii by implementing and sustaining a housing-focused system that draws upon the efforts of multiple partners and creates a clear pathway to stable housing for individuals and families experiencing homelessness. The plan and vision recognize that the work to end homelessness cannot be addressed by any one government entity or provider alone and requires a shared community effort and ‘all hands on deck’ approach.

Population Specific Goals: While the overall vision is to create a system that results in pathways to stable housing for all, the plan acknowledges the importance of setting goals for specific populations of individuals and families experiencing homelessness:

- Ending homelessness among Veterans.
- Ending chronic homelessness among people with a disabling condition.
- Ending homelessness among families with minor children.
- Ending homelessness among unaccompanied youth.

Measuring Progress: Building a system that effectively ends homelessness does not mean that no one in Hawaii will experience homelessness, or that no one will lose their housing due to eviction or other factors. The plan accepts that life is uncertain and a variety of factors – including the economy, natural disasters, unexpected emergency situations, or unsafe and unsupportive environments – may result in individuals and families experiencing homelessness or finding themselves at imminent risk.

To measure progress, the plan focuses on indicators that the system is functioning effectively and where homelessness is a *rare, brief, and non-recurring* experience. In addition, the plan focuses on increasing **housing inventory**. Specifically, the following measures will be used to monitor ongoing progress:

- Reduction in the number of people who become homeless for the first time.
- Reduction in the total number of people experiencing homelessness.
- Reduction in the length of stay in homeless programs.
- Reduction in the number of people returning to homelessness.
- Increase in the number of permanent housing beds for persons experiencing homelessness.

These performance measures will be monitored primarily through data administered by the Continuum of Care (CoCs) in the Homelessness Management Information System (HMIS), as well as a review of System Performance Measures submitted to the U.S. Department of Housing and Urban Development (HUD) on an annual basis. In addition, data from the annual Point-in-Time (PIT) counts conducted by the CoCs will be examined, as well as other data sets – including McKinney-Vento Act data from the Department of Education’s Education for Homeless Children and Youth (EHCY) program – to determine trends related to the number of people experiencing homelessness statewide.

In addition, the annual Housing Inventory Count (HIC) and levels of federal, state, and local funding for homelessness programs will be regularly reviewed to assess the system’s overall capacity to meet the above population specific goals.

Just as no one agency or entity can address homelessness, it is critical to stress that no one data set exclusively be used to evaluate progress and that a variety of data sets be regularly reviewed.

The Plan: Implementation Drivers with Specific Objectives and Strategies.

The draft plan builds from lessons learned from implementation of the [2012 Ten-Year Strategic Plan](#), as well as initial findings from evaluation of the Ohana Zones pilot program. The focus of the plan is to strengthen Hawaii’s system to address homelessness by focusing on implementation drivers to accelerate change and the development of a robust housing-focused system. In addition, the plan emphasizes prevention and diversion strategies to minimize the number of new individuals entering the homeless system, as well as housing-focused strategies, including housing development and scaling of permanent supportive housing and rapid rehousing programs.

By focusing on drivers that expand system capacity, the plan will result in improved outcomes for individuals directly experiencing homelessness, including increased rates of housing placement and reductions in the length of time spent in shelters and other homeless programs. What follows is a more detailed description of each goal and specific objectives and strategies related to each driver.

- **Focus Area: Building System Capacity and Strengthening Core Competencies.**
To function effectively, the system to end homelessness will require a knowledgeable and qualified workforce capable of innovation, as well as the ability to adapt and course correct as needed.

COMPETENCIES	No.	Strategy
	1	Build a shared understanding of the process for clients receiving services related to homelessness, health, and economic security, including development of a client process map reviewed with all stakeholders (e.g., Department of Human Services, Department of Health, the counties, and the Continuum of Care).
	2	Create competency-based practitioner profiles for workers across the components of the process and use practitioner competencies to develop a comprehensive professional development toolkit to support all Competency Drivers, including issues related to racial equity and cultural competency.
	3	Expand ‘Peer Specialist’ opportunities currently included in homeless service and other related contracts to actively engage people with lived experience of homelessness to enter the workforce as outreach and shelter workers and other service roles.
	4	Build alignment among stakeholders with collaborative problem-solving at both the system and provider level. (EX: Homeless Funders Group, Homeless Coordinators Meeting, Outreach-Shelter Providers Meetings, etc.).

- **Focus Area: Strengthening System Leadership and Stakeholder Alignment.**

The actions and behaviors of leaders influences the effectiveness of the system. In addition, leadership among system stakeholders must be aligned for the overall system to function effectively.

LEADERSHIP	No.	Strategy
	1	Establish a common understanding and language for the roles and responsibilities of all stakeholders across the homeless service system to reduce duplication of efforts and clarify domains of responsibility.
	2	Offer voluntary ho`oponopono and/or mediation services to all of those impacted by system change to resolve interpersonal conflicts and establish more positive ways to work together.
	3	Build capacity for interjurisdictional collaborative problem solving across all leadership structures in the system (e.g., Hawaii Interagency Council on Homelessness, Continua of Care, etc.).
	4	Promote a balance of power and horizontal and vertical alignment in governance. Reflect on inclusion, roles, and balance in leadership structures like the Hawaii Interagency Council on Homelessness, Continua of Care, federal, state, and local governments.
5	Create a competency-based profile for leaders to develop leadership capacity with a common approach to generate further alignment among leaders.	

- **Focus Area: Invest in Organizational Supports and Infrastructure.**

The organizational structure of the system is critical, including the system’s ability to collect and manage data, to review systems performance, and to provide effective oversight for financial resources. In addition, an effective infrastructure should support partnership between system stakeholders, including providing opportunities to partner with individuals with lived experience of homelessness, faith-based providers, and the private business sector.

ORGANIZATIONAL	1	Develop a statewide Data Warehouse to integrate client data across multiple state systems.
	2	Develop Information Technology solutions within both Coordinated Entry Systems to access real-time inventories for: shelter, housing units, and housing vouchers.
	3	Align methodology for PIT count between the two Continua of Care.
	4	Expand and aggregate statewide data collection: budget and services and map the data.
	5	Refine service contracts across jurisdictions, including alignment of performance metrics for contracts.
	6	Develop and implement a comprehensive plan of education and communication for the general public and organizations, such as Neighborhood Boards, to facilitate community understanding and engagement on homelessness.

	7	Explore funding mechanisms to address ongoing maintenance and upkeep of shelter and housing facilities, as well as the implementation of non-congregate facilities that address client privacy concerns.
	8	Explore ways to engage the business community as partners in ending homelessness and turn complaints into contributions.
	9	Raise awareness and further explore how to scale and coordinate efforts of the faith-based community, including service provision and housing development.
	10	Leverage evidence of improvement to develop a comprehensive and proactive communications plan to raise awareness about accomplishments and shift to a more positive key message: the solution is in progress.
	11	Ensure client right to due process, including Fair Hearing process and clear grievance procedures, for individuals and families receiving homeless services.
	12	Continue to build alignment among stakeholders with collaborative problem-solving.

- **Focus Area: Sustaining and Scaling Housing-Focused Approaches.**

The solution to homelessness is housing. An effective homelessness response system should include strategies to support the development of low-income affordable housing, as well as services that support rapid connection to housing and provide support for stable transitions to housing.

HOUSING-FOCUSED APPROACHES	1	Continue to develop low-income and affordable housing by reinvigorating and expanding the State Affordable Rental Housing Plan to embrace people at all income levels, including individuals at the low- and very-low income levels.
	2	Increase Permanent Supportive Housing financing strategies, including strategies to scale site-based permanent supportive housing for individuals experiencing homelessness and high-acuity individuals in other systems of care (e.g., Behavioral health or criminal justice systems, etc.).
	3	Support additional rental housing subsidies through federal, state local and private resources.
	4	Expand the supply of affordable rental housing where units are most needed through federal, state, local and private efforts, and partnerships.
	5	Improve access to and use of supportive housing by encouraging participation in the Coordinated Entry System, including prioritization and matching people with appropriate levels of support.
	6	Review government policies and practices in government funded affordable housing, including subsidized public housing, which impact eligibility and eviction.
	7	Conduct a system-wide inventory of available land and properties that may be repurposed for housing or for the use of housing-focused programs.

	8	Explore strategies to incentivize the acquisition or repurposing of facilities for housing, including housing specifically targeted for individuals transitioning from homelessness.
	9	Explore strategies to incentivize landlords, property managers, and realtors to provide rental housing for individuals transitioning out of homelessness, including scaling of systems-level landlord engagement programs.
	10	Explore strategies to strengthen community and interpersonal connection through the use of communal design and shared gathering spaces.

- Focus Area: Diversion and Prevention to Address Households at Imminent Risk of Homelessness and connections to treatment for the most vulnerable.**

As quickly as providers transition homeless individuals and families into housing, many more individuals fall into homelessness for the first time due to economic hardship or a one-time crisis. In addition, some homeless individuals experience severe mental illness, substance use disorders, or chronic physical health conditions that require support outside of the homelessness system. Dedicated homelessness prevention and diversion strategies are needed to stabilize housing for those at risk of homelessness and to rapidly identify housing options for individuals without a previous history of homelessness. In addition, diversion strategies can connect individuals with higher levels of acuity to other resources that can stabilize their situation and provide appropriate levels of care.

DIVERSION & PREVENTION	1	Scale eviction prevention strategies, including targeted short-term rental assistance, mediation services, and civil legal services for landlord-tenant issues.
	2	Introduce and advocate for policies that provide increased protections for renters, including policies examining discrimination based on source of income, gender, and ethnicity.
	3	Develop new opportunities for individual enterprise for people 0-30% AMI through partnerships with artisan collectives, private industry, construction unions, and hospitality industry.
	4	Scale Assisted Community Treatment and other behavioral health street intervention models and build capacity to serve chronically homeless people with severe mental illness or acute substance use disorders.
	5	Increase capacity for in-patient mental health and substance abuse treatment and expand options for specialized transitional housing.
	6	Utilize mainstream resources to provide housing stabilization assistance.
	7	Expand housing navigation programs that assist individuals being displaced to secure new housing, including partnerships with entities such as the Department of Education Community Concerns liaisons and health plan Housing Coordinators.

	8	Review and develop strategies which assist homeless non-residents in accessing the most appropriate resources.
	9	Improve coordination and integration of employment programs and homeless assistance programs.
	10	Seek opportunities to scale medical respite programs (transition programs for the medically fragile) to accommodate people being discharged from hospitals experiencing homelessness with complex health needs.
	11	Increase availability of and accessibility to health services for special populations (e.g., co-occurring disorders including mental illness, substance abuse, developmental disability, and medical frailty).
	12	Create specialized service packages for community re-entry for populations such as families, veterans, disabled, youth aging out of systems, mentally ill offenders, and sex offenders so the individual does not revert to harmful behaviors, especially after successful discharge from substance abuse treatment.
	13	Improve discharge planning from medical centers, emergency departments, psychiatric facilities, jails, and prisons to connect people to housing, health and behavioral health support, income and work support, and health coverage prior to discharge.
	14	Increase the number of jail diversion programs that are linked to housing and support.

A Living Document.

The plan is intended to be a living document that will be reviewed quarterly by the Hawaii Interagency Council on Homelessness and revised based on input from the council and other community stakeholders.

Next Steps and Recommendations.

The draft plan will be presented to the full Hawaii Interagency Council on Homelessness (HICH) for review, with a recommendation that council members review and seek feedback from other stakeholders prior to the March 2022 council meeting. Based on feedback received, revisions will be made to the plan with the goal of a full plan being presented for council approval in mid-2022. If you have any questions, please contact the HICH Chair, Scott Morishige, at (808) 586-0193 or gov.homelessness@hawaii.gov.

Item VIII.a.

Chairperson and Staff Reports

Highlights of Hawaii Interagency Council on Homelessness Staff Activities

Report for January 2022 to April 2022

This report summarizes highlights of Hawaii Interagency Council on Homelessness (HICH) staff activities and publications for the months of *January 2022 to April 2022*. Please feel free to share any of this information with your agency leadership and colleagues. For more information, please contact Scott Morishige, Coordinator on Homelessness, at 808-586-0193 or by e-mail at scott.s.morishige@hawaii.gov.

Key Updates Regarding COVID-19 Response and Homelessness.

The following are key updates from the past quarter relating to the pandemic response:

- **Development of Homelessness Prevention and Diversion Series.**
HICH staff continue to work with Partners in Care, the Legal Aid Society of Hawaii, Mediation Center of the Pacific, and State and City offices to plan a homelessness prevention and diversion series to assist households who were negatively impacted due to the COVID-19 pandemic. The series will launch on May 18th with a series of five sessions. A handout for the training series is attached to this update.
- **Participation in Hawaii Emergency Management Agency (HI-EMA) Emergency Support Function 6 (ESF-6) for Mass Care (Shelter and Feeding).**
HICH staff actively participate in weekly ESF-6 calls and provides updates on efforts in the homelessness system. The ESF-6 calls have served as a valuable resource to ensure a coordinated response in regard to planning for the end of the eviction moratorium, responding to changes in procedure for isolation and quarantine resources, and responding to requests for food and animal assistance during the pandemic.

Reports and Plans

HICH developed the following resources, which are publicly available on the State homelessness initiative website:

- **Policy Brief: Rental Housing Assistance Discrimination (February 4, 2022).**
This brief provides an overview of issues related to housing voucher discrimination, including a brief overview of jurisdictions that have implemented such prohibitions and policy recommendations. The brief is available at: <http://homelessness.hawaii.gov/wp-content/uploads/2022/02/Policy-Brief-re-do-Rental-Housing-Assistance-Discrimination-02-03-2022-Rev.pdf>.
- **Policy Brief: Fiscal Mapping of Government-funded Homeless Services (February 17, 2022).**
This brief provides an overview of over \$91M in annual federal, state, and local government funding for homeless services in Hawaii, including funding for permanent supportive housing and emergency shelter. The brief is available at: <http://homelessness.hawaii.gov/wp-content/uploads/2022/02/Policy-Brief-Fiscal-Mapping-02-17-22.pdf>.
- **Policy Brief: Regulation of Rental Application Screening Fees for Potential Tenants (March 8, 2022).**
This brief provides an overview of the impact that rental application fees may have on prospective tenants in Hawaii's active rental housing market, including key findings and policy recommendations.

The brief is available at: <http://homelessness.hawaii.gov/wp-content/uploads/2022/03/Policy-Brief-Application-Fees-FINAL.pdf>.

- **Landlord Engagement Videos.**

HICH staff filmed and edited a series of videos to outreach to potential landlords regarding the value of accepting tenants receiving housing assistance and the importance of landlord engagement programs. The videos include interviews with a current landlord, a homeless service provider who is both a housing locator and a landlord, a formerly homeless individual now housed in a Section 8 unit, and a currently homeless individual still actively searching for housing for a Section 8 voucher. The videos can be found at the links below:

- Interview with landlord Jon Lam: <https://vimeo.com/640199750>
- Interview with housing locator Matthew Ua: <https://vimeo.com/640227306>
- Interview with formerly homeless individual: <https://vimeo.com/643321285>
- Interview with individual searching for housing: <https://vimeo.com/643312494>
- Interview with landlord Edgar Lamug (Black Rock Property Management): <http://homelessness.hawaii.gov/wp-content/uploads/2022/02/Policy-Brief-Fiscal-Mapping-02-17-22.pdf>

- **County Council Navigation Guides.**

HICH staff and social work practicum students developed a series of video navigation guides for local County Council websites, including on Maui, Kauai, and Hawaii island. The navigation guides are available at: <http://homelessness.hawaii.gov/main/county-council-website-navigation-guide/>.

- **Fiscal Map for federal, state, and local funding related to homelessness.**

HICH staff worked with members of the homelessness funders hui to develop an interactive dashboard and updated fiscal map, which highlights funding by program-type and by geographic area. The fiscal map and dashboard are online at: <https://homelessness.hawaii.gov/data>.

HICH Performance Metrics

In 2018, the HICH voted to adopt regular performance benchmarks to review performance in the homelessness system. There are four primary metrics – (1) Count, (2) Capacity, (3) Housing Placement, and (4) Length of Stay. The performance metrics for this past quarter are attached to this report, and reflects data as of April 2022 (the last full month for which complete data is available).

Staffing Update

The Special Assistance position for the Governor’s Coordinator on Homelessness is currently vacant and in active recruitment.

Travel Reports

There was no travel that took place during this reporting period.

Ongoing Activities

The HICH Chair and staff continue to support efforts to address homelessness through a variety of activities as follows:

- **Program development and monitoring of Ohana Zone funded programs.**

The Chair and staff assisted in supporting efforts related to the program development, monitoring, and implementation of various Ohana Zone funded programs. This include the recent addition of a new

Ohana Zone project – the Kamaoku Kauhale, which provides up to 39 units of housing for homeless individuals in Kalaeloa on Oahu. The Legislature will Additional information regarding the Ohana Zone pilot is online at: <http://homelessness.hawaii.gov/ohana-zones/>.

- **Facilitation of Monthly Homelessness Funders Group.**

The Chair and staff facilitate regular monthly meetings of a Homelessness Funders group that convenes on the third Friday of each month. The funders group includes representatives from the four counties, U.S. Department of Housing and Urban Development, U.S. Department of Veteran Affairs, Oahu CoC, Bridging the Gap (CoC for Balance of State), the Hawaii Department of Health, Hawaii Department of Human Services, and the Office of Youth Services.

- **Facilitation of State and County Homelessness Coordinator Meetings.**

The Chair and staff facilitate monthly meetings of State and County homelessness coordinators on the second Friday of each month. The meeting includes coordinators for the four counties, as well as State coordinators for the Office of Hawaiian Affairs, DHHL, DOE, DLNR, and DOT respectively.

- **Facilitation of Bi-Weekly Outreach Provider Meetings and Monthly Emergency Shelter Meetings.**

The Chair and staff facilitate bi-weekly meetings of Oahu outreach providers on the second and fourth Thursdays of each month, which also includes a joint meeting with emergency shelters on a monthly basis. Meetings include participation from frontline outreach providers, as well as participation from the VA, DHS, DOH, Oahu CoC, City & County of Honolulu Department of Community Services and Office of Housing, OYS, Hawaii CARES line, HPD, Department of Transportation, and Department of Land & Natural Resources. It is important to note that the group includes participation from both government funded and community-based outreach (e.g. Hui Aloha and Puuhonua O Waianae). Recent meetings have included updates on the opening of Section 8 Housing Choice Voucher wait lists with HPHA and the City & County of Honolulu, as well as highlighting new outreach programs such as The Radical Hale and Hui O Hauula. Meeting notes and resources for meetings conducted in 2021 are now available online at: <https://homelessness.hawaii.gov/outreach-provider-meetings/>

- **Facilitation of Bi-Weekly Meetings with Advocacy Committees of the Oahu CoC and Bridging the Gap (CoC for Balance of State).**

The weekly advocacy meetings convened during the legislative session transitioned to bi-weekly meetings beginning in May 2021. The advocacy meetings have identified issues related to application screening fees and source of income discrimination as potential policy issues to explore for potential legislative proposals for the upcoming 2022 legislative session.

- **Development and Facilitation of GCH Monthly Webinar Series.**

HICH staff have developed a monthly GCH webinar series, building off the framework of the BHHSURG weekly webinars. The webinars highlight information and new programs from Oahu, as well as the neighbor islands. In April, the webinar highlighted faith-based partnerships on Hawaii island, as well as a partnership between Hui Aloha and the Institute for Human Services to bring individuals into shelter as a community, specifically highlighting efforts to address homelessness in Kakaako. In May, the webinar featured disaster planning information from the Honolulu Department of Emergency Management and an update on new outreach services available through Care Hawaii on Maui, Hawaii island, and Kauai. In June, the webinar will feature a presentation from seniors advisors at HUD and the U.S. Interagency Council on Homelessness, as well as examples of community-based partnerships in Waikiki. For more information regarding the monthly webinar series, visit: <https://homelessness.hawaii.gov/monthly-webinars/>.

- **Regular participation and membership in CoC chapter meetings in all four counties.**
The office of the Governor’s Coordinator on Homelessness is a member of the CoC chapters on Oahu, Kauai, and Hawaii island, and in the process of seeking membership for the chapter on Maui. The HICH Chair and staff have begun to regular attend monthly chapter meetings to better understand homelessness occurring in all four counties, and to increase understanding of on the ground efforts.
- **Coordination of homeless outreach and land management/public safety actions.**
The Chair and staff continue work in collaboration with State agencies, county staff and legislators to respond to concerns about unauthorized encampments on public lands. This coordination includes consideration of longer-term strategies, including increasing efficiencies within various State departments. During the past quarter, DLNR refined its approach to encampments by designating a dedicated conservation officer to work in partnership with the DLNR homelessness coordinator to respond to homelessness concerns on DLNR lands. Both DLNR and HDOT are continuing the process of identifying potential lands that may be suitable to support additional shelter or programs for individuals experiencing homelessness to support the longer-term strategic efforts of the council.

The Coordinator also regularly receives and responds to correspondence from members of the general public via telephone, e-mail, and letters. During the reporting period, HICH staff noted a continued increase in correspondence from constituents in all four counties (Honolulu, Maui, Hawaii, and Kauai).

For more information, please contact the Governor’s Coordinator on Homelessness and HICH staff at **(808) 586-0193** or by e-mail at gov.homelessness@hawaii.gov.



HOMELESS PREVENTION & DIVERSION SERIES

More Information to come!

Wednesdays at noon

May 18th
May 25th
June 1st
June 8th
June 15th

Educating our community on what diversion is, why it's important, and what programs are out there to keep people in housing

In collaboration with:
Partners in Care
Legal Aid Society of Hawaii
Mediation Center of the Pacific
Governor's Coordinator on Homelessness Office

- **Session 1:**
Diversion Overview & Programs
- **Session 2:**
Long-term Rental Subsidies & How to Stay in Good Standing with these Programs
- **Session 3:**
How to Find a Rental
- **Session 4:**
Paying Rent – Employment
- **Session 5:**
Budgeting, Tenancy Skills, Navigating Other Services to Stay in Housing

Item VIII.b.

Written Reports from Council Members

Written Updates to the Hawaii Interagency Council on Homelessness
May 16, 2022— 10:00 a.m. to 12:00 p.m.
(Reports consolidated by the Office of the Governor's Coordinator on Homelessness)

Homeless Programs Office (HPO)

- HPO currently has 8 staff members.
- HPO currently working to fill 2 vacant positions, 1-Office Assistant, and 1-Program Specialist.
- HPO currently in the process of executing supplemental contracts to continue homeless services from June/July 2022 to June 2023. Services include: Outreach, Civil Legal Services, Emergency and Transitional Shelters, Family Assessment Centers, Rapid Rehousing, State Homeless Emergency Grants, Housing Placement Program, and the State Housing First Program.
- State Legislation provided \$10,800,000 in federal funding through the American Rescue Plan Act (ARPA) for State fiscal years 2021-2022 and 2022-2023. Services funded through ARPA include: Outreach, Civil Legal Services, Family Assessment Centers, Rapid Rehousing, and the State Housing First Program.
- HPO is monitoring all contracts remotely on a quarterly basis. Contract monitoring and evaluation will include the following:
 - Performance Measures and Outcomes
 - Input and Output Measures
 - Quality of Care/Quality of Services
 - Contract Financial Management, including Financial Assistance to homeless households, if applicable
 - Administrative Requirements
- HPO Statewide Database is stalled. HPO has not been able to obtain a HUD compliant CSV (comma-separated values) file report from Partners in Care (PIC) since Department of Human Services (DHS) entered into an agreement with PIC on May 5, 2021. HPO continues to work with PIC to resolve issues and concerns. This impacts HPO's ability to monitor contracts including performance measures and outcomes which is attached to 15% of each contract's total.
- HPO is currently working on a series of meetings to take place with HPO Providers. Meetings anticipated to take place during the summer with regular on-going meetings throughout the next year. Meeting topics will focus on contract service specifications, Housing First approach, and other models/approaches essential to making a difference in our community.

Hawaii Housing Finance and Development Corporation (HHFDC)

Update on HOME-ARP

On February 28, 2022, we initiated a 15-day Public Comment period for our proposed Plan for spending HOME-ARP funds. Because we had previously consulted with various organizations and agencies whose clientele may benefit from the HOME-ARP program, we do not anticipate any major objections during this Public Comment period.

Consequently, we expect that our proposed Plan for spending HOME-ARP funds will be approved and implemented. The HOME-ARP funds is a one-time source of funding. The State received \$6,413,733 in HOME-ARP funds. The City and County of Honolulu received its own separate HOME-ARP award of \$11,120,347. HHFDC's proposed Plan is to allocate the \$6,413,733 in HOME-ARP funds to the neighbor island counties of Hawaii, Maui, and Kauai.

Update on Kukuioia (Kona, Big Island).

The big issue in contention was whether Hawaii County's contract with Tinguely Development was exempt from HRS Chapter 103D (Public Procurement Code) under the Governor's COVID-19 Emergency Proclamations. The design-build contract was for Tinguely Development to build the access road between Kukuioia (Hawaii County project) and Villages of La'i'opua, Village 9 (HHFDC project). The Hawaii County's Kukuioia project consists of the Emergency Shelter and the Permanent Supportive Housing.

After further discussions with the AG's office, HHFDC has now agreed with Hawaii County that the contract is exempt from Chapter 103D. Based on this agreement, DURF monies can be used to fund the building of the access road between Kukuioia and Village 9. The amount of DURF monies involved is approximately \$4.0M.

Written Updates to the HICH

May 16, 2022

Page 2 of 7

Department of Public Safety (DPS)

COVID-19 has been almost completely eradicated from our jails and prison facilities statewide, but we have kept COVID-19 testing in place to ensure early detection of any new outbreaks and will continue to practice appropriate health and safety protocols pursuant to CDC, DOH, and our Pandemic Response Plan (PRP).

At present, PSD is planning for the safe restarting of non-contact inmate visitations in our facilities and reopening of Work Furlough program at OCCC, WCCC, HCCC, KCCC, and MCCC on or about 2/25/22 to coincide with the Governor's decision to lift most COVID-19 restrictions.

SB 3139, SD2 and HB 2171, HD2 are initiatives that are included in the administration's packet and seek to create a State Department of Law Enforcement and rename the PSD to the Department of Corrections and Rehabilitation. PSD strongly supports these measures.

Inmate ID card mobile unit is currently undergoing connectivity testing. We expect to be up and fully operational within the next 45 – 60 days. At which time, we will begin assisting inmates with processing applications for official State ID Cards.

City & County of Honolulu

Please see attached report from the City & County of Honolulu Dept. of Community Services.

County of Kauai

Housing Vouchers: HCV, TBRA, EHV, PBV, Hilina'i

HCV pulled another round in February. TBRA applicants are being processed.

Emergency Housing Vouchers (EHV, capacity: 28): We have leased up 5 households and have 19 households voucher searching.

Ohana Zone Projects

Kauai's Ohana Zone project is Kealaula on Pua Loke managed by Women In Need (WIN). It opened in November 2020 and has served 39 households, 97 individuals thus far, 48 of which were keiki. Thirteen (13) households, representing 37 individuals have graduated into permanent housing.

On March 9, KCHA published an RFP seeking a developer to build a second 26-unit project modeled after Kealaula in 'Ele'ele. We already have construction funding in place and hope to break ground later this year.

Point-In-Time Count

The 2022 Point-in-Time (PIT) count occurred this year from Monday, 1/24-Saturday, 1/29. The Kauai County Housing Agency had 3 members participate in this year's efforts across four of the island's five zones.

Lunch & Learns:

Through ARP funds, KCHA homeless coordinator has begun hosting Lunch & Learns and trainings for service providers and community members. Since December's HICH meeting, presenters have included the Social Security Administration, virtual Narcan training and a training from GCH on navigating the State legislative website.

Coronavirus Rental and Utility Assistance (CRUA):

CRUA assistance has paused while CRUA transitions to a new funding source. New applications may be submitted and will be reviewed, however rent and utility payments will not be processed until CRUA reopens at www.KauaiRentHelp.com/home/.

When CRUA reopens with a new source of federal funding, there will be program modifications. Future funding for the program is tenuous so folks should begin planning now for the end of the program.

Recipients do not have to have a rental agreement yet. If they qualify, they can receive a promissory note from KGEFCU to present to potential landlords. This program can also assist with rental deposits, turning on utilities and rent up to the first 3 months. Assistance can be applied to back rent as well as future rent.

CRUA now has a public dashboard which can be viewed by clicking “Program Statistics” – it takes a minute to load. “Complete” means the applications were approved and checks have gone out. “Approved” means the application was approved and the checks will go out shortly and “Pending Approval” means they are being processed. As of May 6, 2022, the CRUA program has distributed or approved for distribution \$21.2 million to over 1656 Kaua’i households.

County of Maui

Emergency Housing Vouchers

- The County of Maui Homeless Division, the Section 8 Office, BTG, KMNH, and various Service Providers are continuing the work of processing the 76 Emergency Housing Vouchers allotted to Maui County.
- As of 03/15/22, thirty-five (35) EHV vouchers have been issued. Twelve (12) of the 35 issued have been leased up.
- Per the providers, the two main challenges are keeping in communication with the unsheltered population that may qualify and the lack of rental housing inventory, and/or willing landlords.

Ohana Zone Huliau Project

- The OZ Huliau Affordable Rental permanent housing project continues to be a success.
- Since it’s opening in March, 2021, 12 families comprising of 46 individual household members have been served in this project. Per both the administrators of Case and Property Management at the project, they are making real headway in addressing the needs of the tenants in various aspects such as furthering educational goals, childcare, employment opportunities, and family supports through education, amongst other aspects.
- The Project is now collaborating with various community entities who are open and willing to work with the tenants. These include: The Maui Community School for Adults GED program, Keiki O Ka Aina Children’s Program centered around Hawaiian cultural values, Maui Economic Opportunity, and Maui Hui Malama who promotes educational and occupational success of local youth.
- There is still on-going discussion for an expansion to this permanent housing project at the existing site on unused, County-owned land.

Addressing Encampments

- Working with elected officials, various government agencies, and private, key stakeholders to craft a template to address encampments in a legal, humane, and compassionate fashion. The primary goals are to get individuals off of the street and eventually into permanent housing and to address the general public’s desire and right to a safe and healthy community.

Wahi Hoomalu o Wailuku (Pallet homes emergency shelter)

- The 23 pallet shelters that were erected in a County park for the purpose of providing emergency sheltering for persons that were considered high risk of contracting covid-19 is still in operation. Now that the project has moved away from covid-19 purposes, most of the residents were relocated there from the clean-up of a large encampment in central Maui. Family Life Center continues to operate the project with a high success rate of placing individuals and families into permanent housing (80%).
- This project reflects the effectiveness of the collaboration between County and private service providers with a strong focus on ending people’s homelessness.
- The County is still looking into replicating/relocating the project within this jurisdiction, but is finding roadblocks in the form of locating a place with infrastructure, proper zoning (original project utilized

Emergency Proclamations to skirt zoning requirements), NIMBY, etc..

County of Hawaii

Funding to support homeless and housing programs

At its meeting on March 9, 2022, the Hawaii County Council passed a Bill (Bill 111) that amends Chapter 19, Article 11, Section 19-90, of the Hawaii County Code 1983, relating to real property tax. The Bill allocates seventy-five percent (75%) of real property tax revenue collected annually from the residential tier two properties valued at or above \$2M to County-sponsored programs to address housing and homelessness, through June 30, 2027. The funds become available on July 1, 2022.

Keolahou Emergency Shelter and Assessment Center

Under the management of HOPE Services Hawaii, the Keolahou Emergency Shelter and Assessment Center continue its operations – offering opportunities for single men to seek shelter and case management services. The Center is open 24/7, 7 days a week. The County continues to work with its partners in expanding capacity and the delivery of services.

Kukuiola Assessment Center and Emergency Shelter

The County has submitted all of the required documents for the issuance of the required grading permit. The County anticipates that work on the site will begin in early May 2022. The project is funded through various sources including County CIP funding, State's Ohana Zone, State's Dwelling Unit Revolving Fund and federal funds appropriated in the 2022 FY budget.

Assessment Center at Ulu Wini

The work at the Assessment Center continues, offering the much-needed navigation of resources for families in West Hawai'i. In mid-August, the scope of work performed by the staff FAC was incorporated into a multi-year Property Management contract awarded to Hawaii Affordable Properties, Inc. This incorporation will ensure a longer-term sustainability of the work. With recently changes in personnel, the County continues to work with its partner to build capacity and the delivery of services.

Response to COVID-19

In partnership with non-profit providers, implemented the following temporary emergency shelter units for identified unsheltered community members:

- Emergency Rental Assistance Program: Launched on April 12, 2021, the County is on contract with Hawaii Community Lending in the delivery of rental and utility assistance to eligible household. HCL is on contract with 6 on-island community-based organizations who are responsible for the processing of received application. As of February 28, 2022, the program has distributed over\$13M to over 1,800 unique households. HCL is working with on-island non-profit organization to deliver housing stability services that include housing navigator, legal services, mediation services, community outreach services and a call center.
- Landlord Mediation Program – As required by Act 57, which was signed into law by Governor Ige in late July 2021, the County implemented the program to provide free mediation program to households who are served eviction notices.
- Homeowner Assistance Program – The County launched its program on November 16, 2021. The County's contractor, Hawaii Community Lending continues to work with service providers to ensure assistance is readily available to eligible households
- Coordination Center – Funded by County through the US Treasury ERA1 grant fund – the Coordination Center offers free service to help residents navigate critical financial, housing and health-related issues. The Center is designed to help residents with free one-on-one coaching and connectivity to community-based and government supported services. The Center's objective is to ensure lack of knowledge about available resources doesn't stand between residents and the help they need.

Financial Empowerment Center

The County of Hawai'i Financial Empowerment Centers were opened in mid-October 2021. The FEC model provides

Written Updates to the HICH

May 16, 2022

Page 5 of 7

free, professional, one-on-one financial counseling and coaching to residents. With financial support from the Cities for Financial Empowerment Fund, the Hawai'i Community Foundation, and the County. Each FEC will bring together the most effective non-profit and government partners to help participants grow income, build assets, manage debt, and improve credit. The County's FEC counseling partner is Hawaiian Community Assets and Hawaii First Federal Credit Union.

Continuum of Care for Neighbor Islands, Bridging the Gap (BTG)

1. Point in Time Count

- Date of count - The week of 1/23/22-1/29/22 on the islands of Kauai, Maui, and Hawaii Island – asking where did you sleep on the night of 1/23/22.
- Methodology – Census – survey of all those counted
- Surveyors - On Hawaii Island and Maui utilized some volunteers but primarily conducted by seasoned outreach workers. Kauai utilized both outreach workers and many community volunteers.
- Report release date - will be compiled and ready for press release on April 7, 2022

2. Emergency Housing vouchers

	Total Award	Current Leased Vouchers
Hawaii Island	110	3
Maui	76	12
Kauai	28	4

Continuum of Care for Oahu, Partners in Care

Please see attached report from Partners in Care.

Written Updates to the HIGH

May 16, 2022

Page 6 of 7

City & County of Honolulu

Please see attached presentation from the City & County of Honolulu Dept. of Community Services.



Hawaii Interagency Council on Homelessness

City & County of Honolulu Update
March 21, 2022

HONU Update

Vouchers

CORE

New Executive Director of Housing

Trish La Chica

HONU Update

Homeless Outreach and Navigation for Unsheltered Persons

- Current Ohana Zone Contract extended
- Anticipating continued Ohana Zone funding
- Dept. of Community Services assuming contract responsibility May 1
- HPD still involved
- Current locations: Ke'ehi Lagoon & Wai'pahu Cultural Gardens
- Ke'ehi Lagoon moves to Old Stadium Park April 1

March 4, 2022

KE'EHII LAGOON PLACEMENTS (Jan 1, 2022 - Current)	TOTAL	KEA AU BEACH PLACEMENTS (Dec 1, 2021 to Mar 4, 2022)	TOTAL
SHELTER	61	SHELTER	19
TREATMENT	4	TREATMENT	1
RELOCATED *Mainland/outside island	3	RELOCATED *Mainland/outside island	0
REUNITED WITH FAMILY	2	REUNITED WITH FAMILY	2
PERMANENT HOUSING	3	PERMANENT HOUSING	3
TOTAL INTAKES (Jan 1, 2022 - Current)	153	TOTAL INTAKES (Dec 1, 2021 - Current)	60

Vouchers

- 3,900 Section 8, Family Unification & HUD VASH Vouchers
- Section 8 - 319 in 2021
- Emergency Housing Vouchers - 312 in 2022
- O'ahu Housing Now (OHN)
 - 302 Households
 - 798 Individuals
 - 101% of Goal



CORE's MISSION

Through close collaboration and coordination with HPD and HESD in service to Honolulu's homeless population, C.O.R.E. will respond to crisis calls from or within the community that do not require law enforcement intervention ...




CORE



MULTI-AGENCY APPROACH

Continuum of City's *Rapid Responses* to Homelessness



CORE Update

- Soft launch October 2021. ARPA funded
- Located in Emergency Services (HESD)
- Received Congressionally Funded amount 2022
- 20 Employees, targeting 50 by year end
- Unique as a City Function vs. Service Provider
- Now that team has grown, Integration
 - HONU, Service Providers, State Homeless Coordinator and Dept. of Health

Mahalo



PARTNERS IN CARE

Oahu's Continuum of Care

Our mission is to eliminate homelessness through open and inclusive participation and the coordination of integrated responses.

Partners In Care – Oahu Continuum of Care

Executive Director Report to HICH

May 16th, 2022

Aloha HICH Members. This report summarizes some of the activities for the Oahu CoC over the last several months and what is coming up in the next several months. Thank you all for the work that you are doing in our community. Laura

HUD Notice of Funds Available –

With only 2 weeks to spare before the ending of the first contract under HUD for the Oahu CoC, we finally received our award letter and there is a lot to be happy about. The Oahu CoC requested a total of \$13,582,915 in our application split between tier 1 and tier 2. We usually do not receive the grants listed in tier 2, but this year, we received all funding in tier 1 and tier 2 and many grants received more than they applied for in the amount of \$14,018,071. There will be a debriefing from HUD on May 12th and it should cover this overall increase in funding. This level of funding is appreciated and will add to our overall Permanent Supportive Housing programs, Rapid Rehousing programs, Transitional Programs and more.

Organization Name	Project or Award Name	FY 2021 Amount
Hawaii Health & Harm Reduction Center	HHHRC Guide on the Side 2021 Replacement	\$62,377
Child and Family Service	Domestic Violence Coordinated Entry System FY2021	\$153,852
Child and Family Service	HUD Rapid Rehousing TH & PH RRH FY2021	\$397,119
Parents And Children Together	Hale Ola and DV Bonus Project FY21	\$277,304
Partners In Care - Oahu Continuum of Care	HI-501 CoC Planning Application FY 2021	\$359,705
Partners In Care - Oahu Continuum of Care	HI-501 CES FY2021	\$300,000
Steadfast Housing Development Corporation	2021 PH Ohana	\$628,209
Residential Youth Services & Empowerment	Youth RRH	\$402,904
Women in Need	WIN Housing Domestic Violence Survivors with Comfort Pets Renewal	\$172,998
Family Promise of Hawaii	Family Promise DV Rapid Rehousing	\$976,786
Hale Kipa, Inc.	Guide on the Side Collaborative	\$195,496
Steadfast Housing Development Corporation	Ekolu Group Homes 2021	\$136,086
Steadfast Housing Development Corporation	Headway House 2021	\$229,289
Residential Youth Services & Empowerment	Youth PH	\$177,652
Partners In Care - Oahu Continuum of Care	HI-501 HMIS FY2021	\$200,000
Residential Youth Services & Empowerment	PSH FY21	\$474,068
Residential Youth Services & Empowerment	Mobile Crisis Response FY21	\$275,000
Residential Youth Services & Empowerment	Guide On The Side FY21	\$245,439
Residential Youth Services & Empowerment	Diversion FY2021	\$235,884

PARTNERS IN CARE, OAHU'S CONTINUUM OF CARE

200 North Vineyard Boulevard • Suite 210 • Honolulu, Hawaii 96817 www.PartnersinCareOahu.org

Residential Youth Services & Empowerment	TH/RRH FY21	\$188,680
Child and Family Service	HUD Rapid Rehousing TH & PH RRH Expansion FY2021	\$43,000
Child and Family Service	Coordinated Entry Project FY2021 Expansion	\$75,000
Mental Health Kokua	Mahani Hale 2021	\$273,665
Mental Health Kokua	Safe Haven 2021	\$864,197
Alternative Structures International	ASI Permanent Supportive Housing HI-501	\$357,769
Gregory House Programs	Anuenue Pathway to Housing	\$480,937
Partners In Care - Oahu Continuum of Care	HI-501 Youth HMIS FY2021	\$106,105
Partners In Care - Oahu Continuum of Care	HI-501 Youth CES FY2021	\$93,191
Aloha United Way	CONSOLIDATED PH 2021	\$5,635,359

Total

\$14,018,071

Point In Time Count/PIT Count Point In Time Count 2021

The PITC for 2022 was originally scheduled for January 26th this year, but due to the high number of covid cases in our community, we felt an obligation to request a postponement from HUD. We postponed until March 10th. We had our Point In Time Count and it was a wonderful success because of all the providers and volunteers. We conducted a debriefing with region leads and other partners to get feedback from the count and suggestions regarding the community report. We submitted our Housing Inventory Count (HIC) report to HUD in April and a more community-oriented report to the general public will be released in May. We will submit it to the Advisory Board prior to release. Special thanks to our community partners who donated so many things to this year's count and a very special Mahalo to all the region leads who worked so hard to get volunteers, train them and organize before and on the day of the count.

Landlord Engagement Program

We continue to reach out to landlords throughout the island to find units for all clients within the continuum. This resource has become so important in our system, but capacity has been reached. We have been asked to seek landlords and units for prevention as well as referrals that go through the CES system. We will continue to work on increasing capacity, but there is also limited units available at this point. Please work with us to make as many connections as possible.

PIC-CoC Strategic Planning

We have almost ended the strategic planning process for the Oahu CoC. Recommendations from this process will be brought to the full membership in May and voting on the recommendations will happen in June.

2022 Annual Statewide Homeless Awareness Conference

The 2022 Homeless Awareness Conference will be held in person this year with the possibility of also including virtual portions so that as many people as possible can benefit from the information shared at this event. We will also be doing other Hunger and Homeless Awareness related activities throughout the month of November this year to bring more awareness and collaboration to the issue of homelessness and hunger in the islands.

Emergency Housing Vouchers

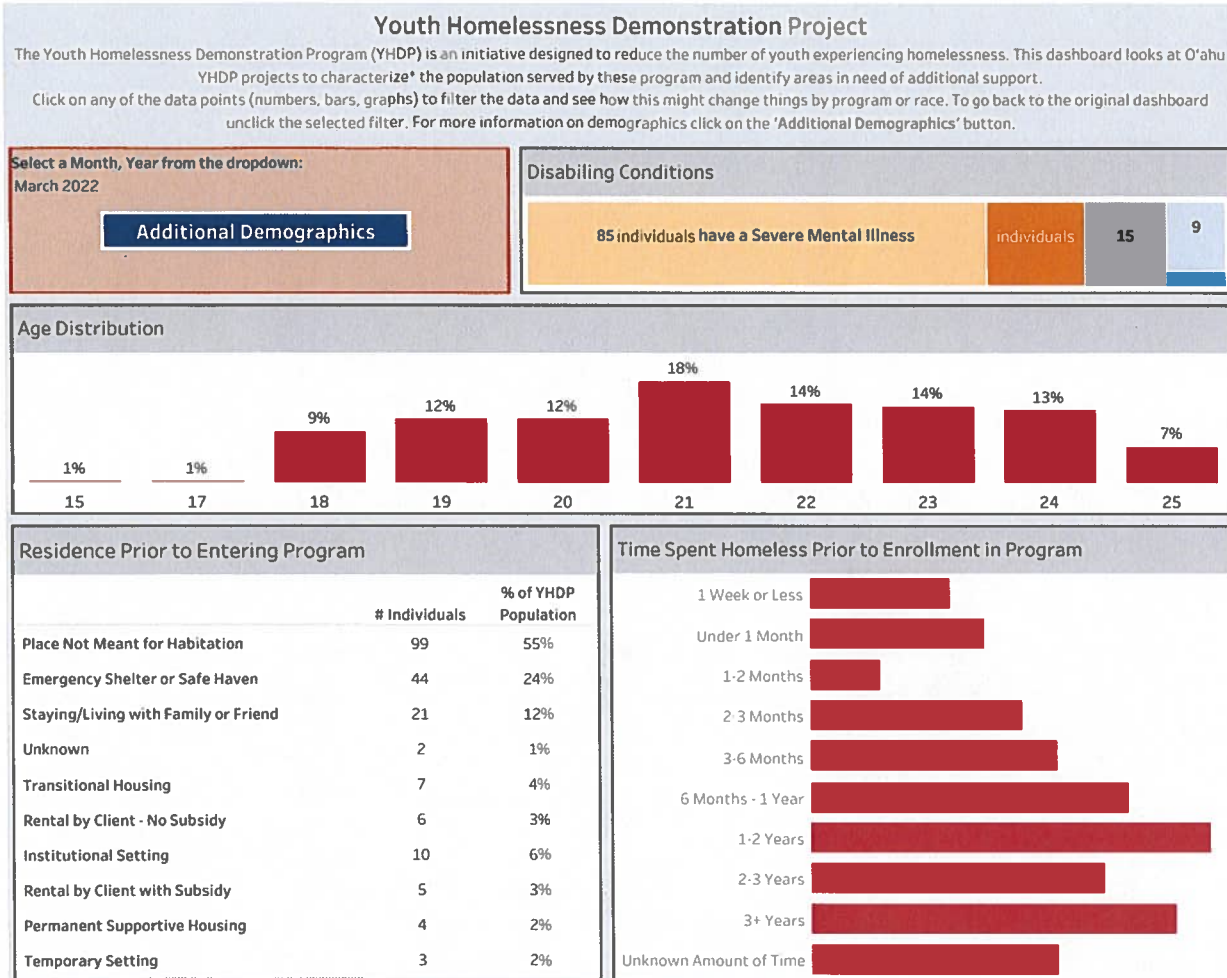
State Vouchers: We are working hard to get these vouchers to individuals and families. We have had more than 200 individuals referred to this program. Many could not complete the process due to missing documents or suitable housing was not found in the allotted time frame. We also have many people who are already leased up but the landlord will not accept a voucher or their unit will not pass inspection. We asked for an extension of the program to ensure that we would have all vouchers issued. We hope to hear soon if an extension is granted.

City Vouchers: We started the City EHV program officially on May 1st although we conducted several trainings and collected documents during the month of April. We will continue to have provider trainings over the next several weeks to help everyone understand the process. While we have aligned the programs to be very similar, there are some key

differences between the State and City program including the prioritization and some of the process. Please do not hesitate to contact our [EHV Team](#) if you have questions.

Youth Homelessness Demonstration Project –

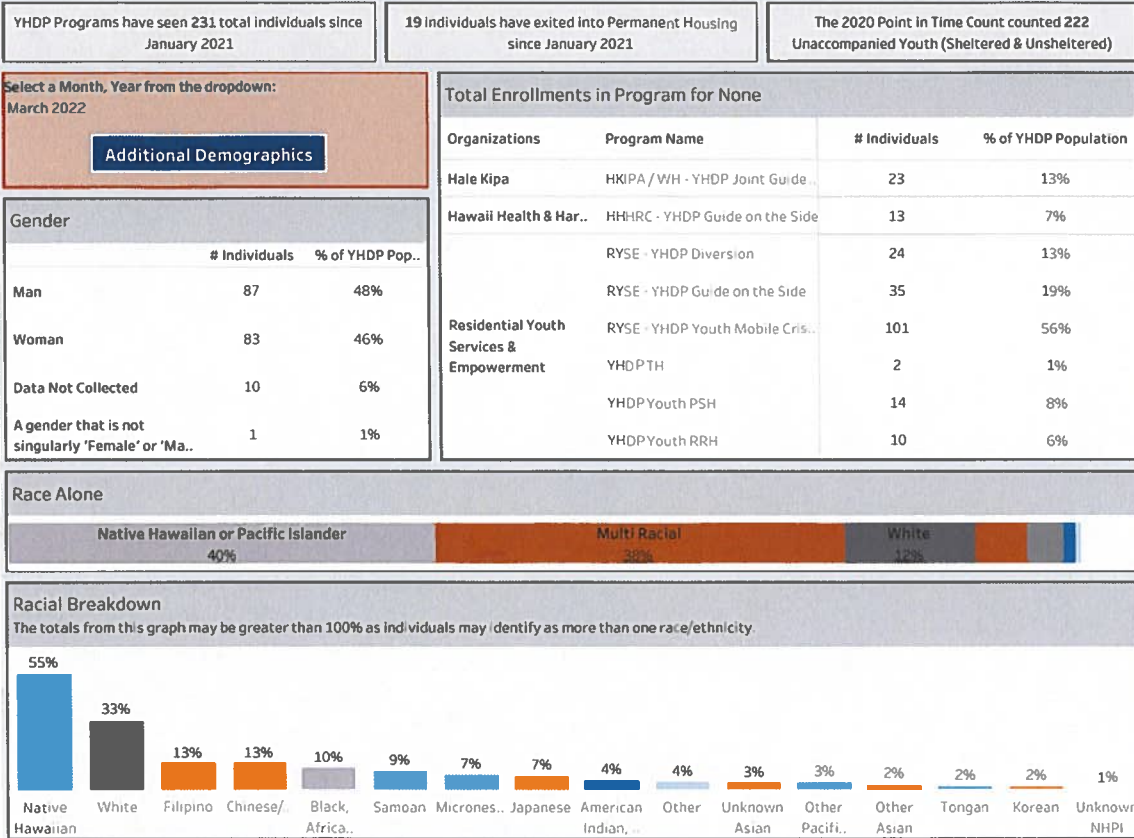
All of the original programs for the YHDP funding were reapplied for in the 2021 NOFO. One agency decided not to be the lead anymore and another agency has taken over that program. We are entering the 2nd year of our original 2 year grant and look forward to more success’ over the next year.



Youth Homelessness Demonstration Project

The Youth Homelessness Demonstration Program (YHDP) is an initiative designed to reduce the number of youth experiencing homelessness. This dashboard looks at O'ahu YHDP projects to characterize* the population served by these program and identify areas in need of additional support.

Click on any of the data points (numbers, bars, graphs) to filter the data and see how this might change things by program or race. To go back to the original dashboard unclick the selected filter. For more information on demographics click on the 'Additional Demographics' button.



CES:

We have new CES dashboards and reports that we can make available to providers and funders. Please visit the [website](#) for more information. The CES team has been actively involved in all of the Emergency Housing Voucher programs as well as regular State, Federal and City funded programs. While they are often behind the scenes of getting folks into appropriate housing, their role is vital in our system.

CES Oversight Dashboard

These dashboards are meant to provide transparent data to homeless service providers and community stakeholders in an effort to inform and improve CES operations and outcomes

CES Time Standards

Intake: 14 Days | Unassignment: 14 Days | To House with Bridge Housing & Transitional Housing: 30 Days | To House with Rapid Re-Housing & Permanent Supportive Housing: 60 Days | To House Veterans within Rapid Re-Housing & Permanent Supportive Housing: 90 Days

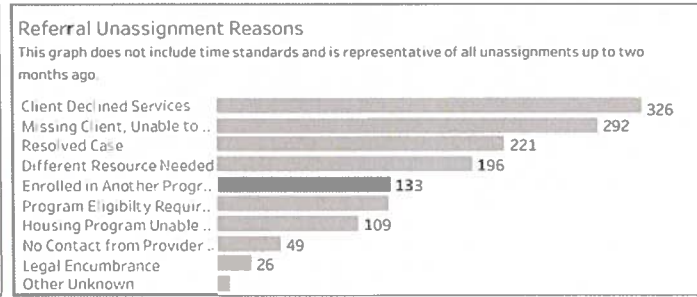
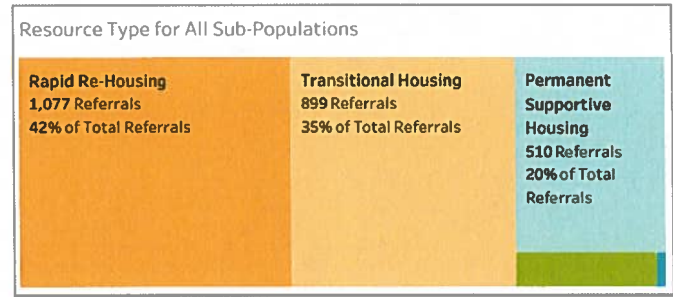
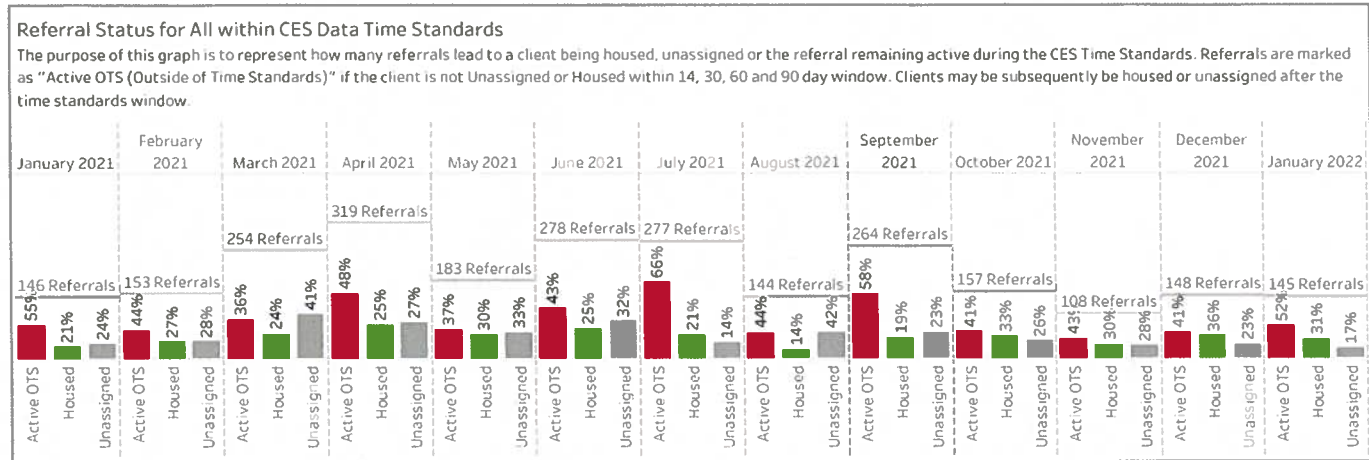
Select a Sub-Population, then click on any of the Months, bars and boxes for further filtering!

Sub-Population
All

More Metrics!

FROM JANUARY 2021 - TODAY:

2,995 referrals made	407 referrals remain Active	992 households Housed	1,582 Unassignments
----------------------	------------------------------------	------------------------------	----------------------------



CES Oversight Dashboard

These dashboards are meant to provide transparent data to homeless service providers and community stakeholders in an effort to inform and improve CES operations and outcomes

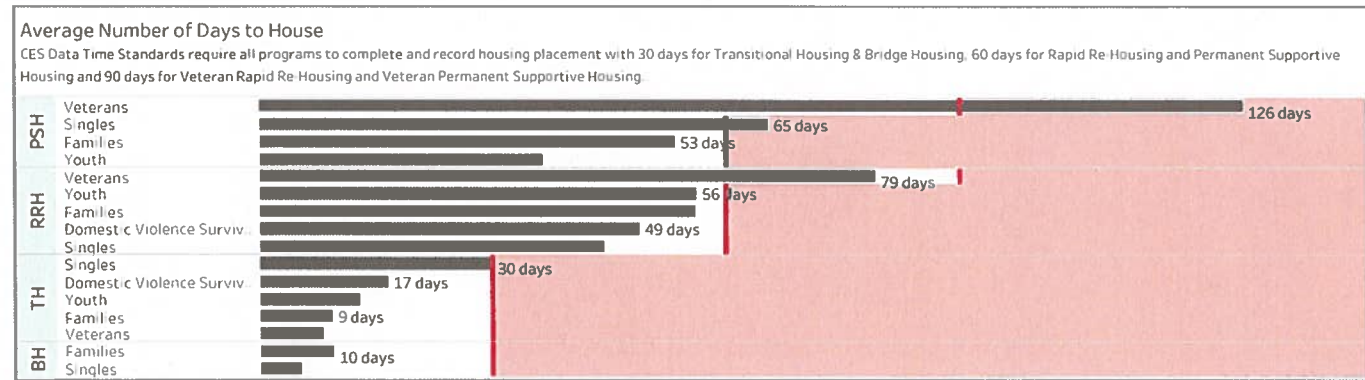
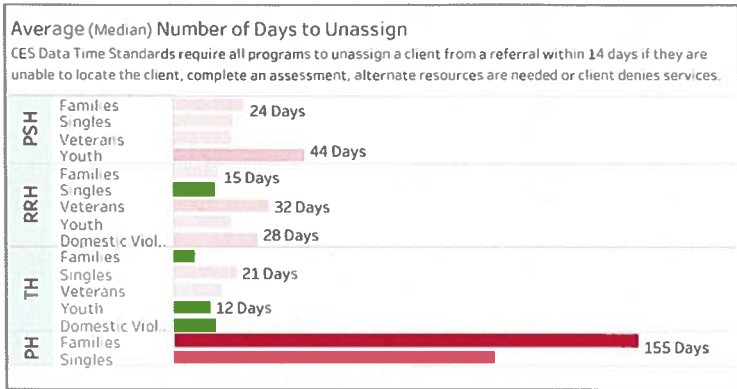
CES Time Standards

Unassignment: 14 Days | To House with Bridge Housing & Transitional Housing: 30 Days | To House with Rapid Re-Housing & Permanent Supportive Housing: 60 Days | To House Veterans within Rapid Re-Housing & Permanent Supportive Housing: 90 Days

Select a Month, then click on any of the resource types, bars and boxes for further filtering!

Month, Year Referral was Assigned:
All

More Metrics!



HMIS Data Reports/Dashboards

Program Exit Information:

<https://www.partnersincareoahu.org/about-hmis>

We are very excited to share the new Inflow/Outflow Dashboard. This data dashboard shows those who enter the system and exit it during each month and gives us the ability to see where people are coming from and where they are exiting to. There is so much information on this dashboard so please review and bring any questions to our HMIS team. Our team will be going back to get this information for the last year and we are also working on a report that will give us information that reflects pre covid information, during covid information and current information. This will hopefully help us see how our system worked throughout this very difficult time. You can review this new dashboard on our website. Click [here](#) to review.

Annual report for all providers to review their data for 2021. All of these dashboards are available on our website

<https://www.partnersincareoahu.org/about-hmis>

O'ahu HMIS Inflow - Outflow Dashboard

This dashboard looks at overall trends within the HMIS system. Not all individuals in HMIS are currently experiencing homelessness, some are in housed but in housing programs. You can find term definitions when hovering over the metrics on the dashboard.

Select Mon.. March 2022

6,479 clients were enrolled in a program during March 2022
(4,826 Adults & 1,644 Children)

Demographics

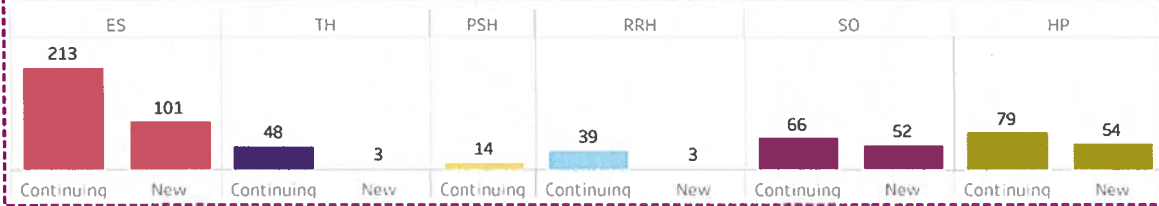
Grand Totals at Start and End of month reflect the total number of individuals currently enrolled in an HMIS program at the first and last day of the month. A client may exit a program but not necessarily exit homelessness. Due to this there will be a difference between program totals and Net Change in HMIS System.

Program Totals at March 01, 2022. *A client may be enrolled in multiple programs. Grand totals reflect a unduplicated count of clients.*

	ES	TH	PSH	RRH	SO	HP	Grand Total
Currently Experiencing Homelessness	906	523	82	230	1,311	0	2,845
Currently Housed	0	0	1,199	1,056	0	899	3,143
Grand Total	906	523	1,278	1,286	1,311	899	5,976

Total Intakes Broken Down by Program

426 clients started a program enrollment during March 2022

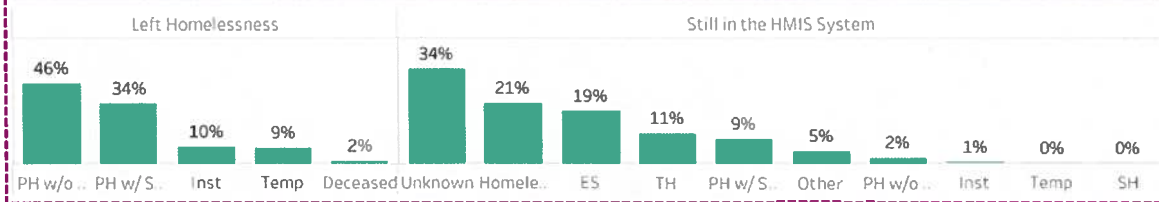


▲ +211 New Clients Entered the HMIS System

▲ +0 Clients Returned to Homelessness

Program Exit Destinations

907 clients exited a program enrollment during March 2022



▼ -261 Clients Left Homelessness

▼ -50 Clients Net Change in HMIS System

Program Totals at End of March 31, 2022. *A client may be enrolled in multiple programs. Grand totals reflect a unduplicated count of clients.*

	ES	TH	PSH	RRH	SO	HP	Grand Total
Currently Experiencing Homelessness	942	519	85	187	1,336	0	2,899
Currently Housed	0	0	1,181	1,099	0	884	3,153
Grand Total	942	519	1,263	1,286	1,336	884	6,041

O'ahu HMIS Inflow - Outflow Demographics

This dashboard looks at overall trends within the HMIS system. Not all individuals in HMIS are currently experiencing homelessness, some are in housed but in housing programs. You can find term definitions when hovering over the metrics on the dashboard.

Select Month:
March 2022

6,479 clients were enrolled in a program during March 2022
(4,826 Adults & 1,644 Children)

Inflow/Outflow




Years Spent in Hawai'i

The Hawai'i Specific Assessment is only completed by the Head of Household, therefore not all individuals have completed this assessment.

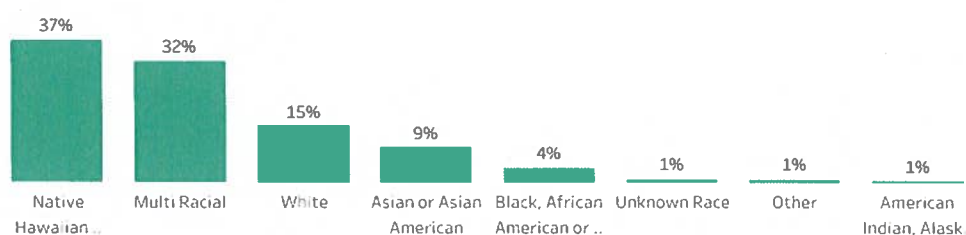
Years Spent in Ha..	ES	TH	PSH	RRH	SO	HP	Grand Total
Less Than 1 Year	44	9	1	30	19	12	113
1-5 Years	64	21	40	96	39	23	273
6-10 Years	52	24	62	54	50	35	267
11+ Years	496	227	871	490	935	309	3,248
Grand Total	652	281	974	669	1,041	379	3,882

84% of Clients have lived in Hawai'i for 10 years or longer

Age Range of Clients

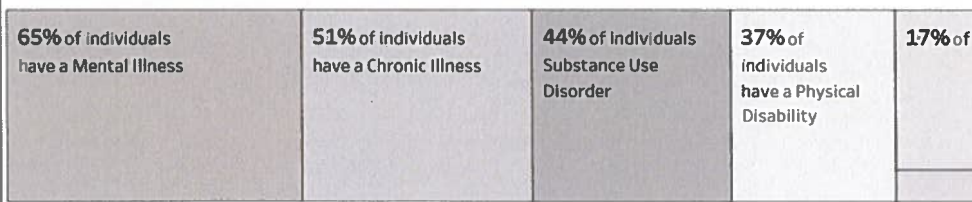


Race of Clients



Percent of Clients with a Disability

All answers are self-reported at the start of a program enrollment and only includes adults above the age of 18.



Household Type

Single Adult	43%
Adult(s) with Minor Child(ren)	42%
Adult Only Household	9%
Unaccompanied Youth	4%
Parenting Youth Family	2%
Single Person of Unknown Age	0%
Unaccompanied Minor	0%
Household with a Person of Un..	0%

HMIS Monitoring

We continue to work with providers to improve their data input so that our whole system is better. Programs who need assistance are provided with extra training and meetings that help to encourage input into the system without making the burden more severe on our providers. Our HMIS policies and procedures have been updated and approved by the CoC.

2022 HMIS Data Monitoring Dashboard

This dashboard serves to highlight data timeliness and data quality by organization. This dashboard is not and should not be used as a measure of the quality of care and services provided to clients. This dashboard simply highlights data metrics as they are entered into HMIS. To view more metrics click on the "More Metrics" button.

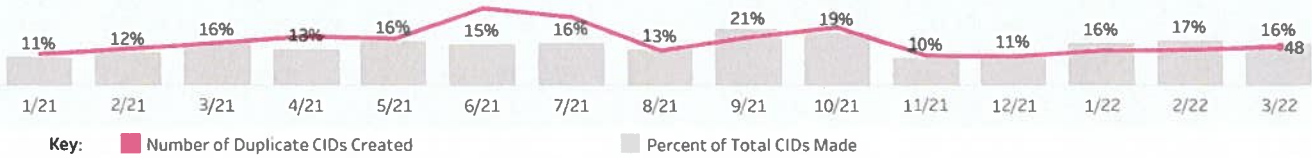
Month, Year of Month.
March 2022

7,841 Individuals (7,639 Enrollments) were enrolled in a HMIS Program or VI-SPDAT during March 2022

Timeliness Metrics

Percent of Duplicate Client IDs Created by Total Client IDs Created

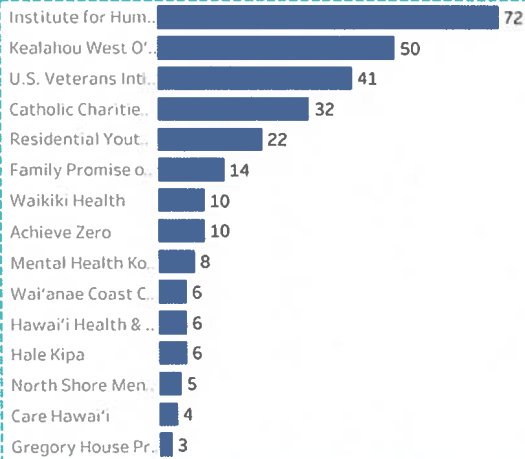
It also equally important to highlight how much they represent out of all the client ID's created. Duplicates negatively impact reporting, clients, and the database the as a whole.



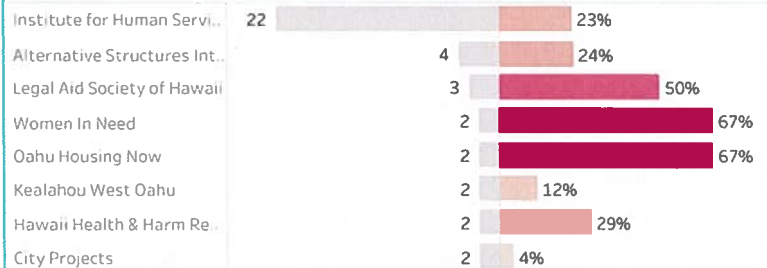
Open VI-SPDATs Needing to be Exited

These enrollments represent VI-SPDATs that are Open yet, the client has been housed or their case has been resolved. All VI-SPDATs should be exited when the client has found housing and/or their case has been resolved. Graph will only show programs with 3 or more Open VIs that need to be exited.

143 VI-SPDATs from 34 organizations need to be exited




Duplicate CIDs Created by % of Total CIDs Created



Percent of Date of Engagement by Organization

(Only for Street Outreach & Services Only Programs)

Percent of Clients with a Date of Engagement who left selected programs. D O E. is required for all individuals over the age of 18 or any unaccompanied minors. Data standards allow for a 5% rate of non-engagement. Percent of Engaged Clients is calculated upon exit.



2022 HMIS Data Monitoring Dashboard

This dashboard serves to highlight data timeliness and data quality by organization. This dashboard is not and should not be used as a measure of the quality of care and services provided to clients. This dashboard simply highlights data metrics as they are entered into HMIS. To view more metrics click on the "More Metrics" button.

Month, Year
 (click the drop down to select a month)
 February 2022

More Metrics!

CoC Overall Data Entry Timeliness

Average number of days it takes providers to enter enrollments into HMIS during the month of None. Data standards require organizations to enter data within 72hrs.
 * Timeliness will be analysed 2 months back from the current month as this allows for the most accurate analysis of timeliness records.

2 days

CoC Overall Data Exit Timeliness

Average number of days it takes providers to exit enrollments from HMIS during the month of None. Data standards require organizations to enter data within 72hrs.
 * Timeliness will be analysed 2 months back from the current month as this allows for the most accurate analysis of timeliness records.

4 days

Data Entry Timeliness by Organization

Achieve Zero	1 days
Alternative Structures International	1 days
Catholic Charities Hawai'i	1 days
City Projects	1 days
Family Promise Hawai'i	2 days
Gregory House Programs	1 days
Hale Kipa	12 days
Hawai'i Health & Harm Reduction Center	1 days
Hawai'i Homeless Healthcare Hui (H4)	0 days
Honolulu Community Action Program	2 days
Institute for Human Services, Inc.	1 days
Kealahou West O'ahu	1 days
Legal Aid Society of Hawai'i	0 days
Mental Health Kokua	1 days
O'ahu Housing Now	0 days
Residential Youth Services & Empower..	2 days
Shelter of Wisdom	2 days
Steadfast Housing Development Corpor..	1 days
U.S. Veterans Initiative	2 days
VI-SPDAT (whole CoC)	1 days
Waikiki Health	6 days
Women In Need	5 days
Work Hawai'i	3 days

Data Exit Timeliness by Organization

Achieve Zero	1 days
Alternative Structures International	1 days
Catholic Charities Hawai'i	1 days
City Projects	1 days
Family Promise Hawai'i	0 days
Hale Kipa	55 days
Hawai'i Health & Harm Reduction Center	0 days
Honolulu Community Action Program	7 days
Housing Solutions, Inc.	1 days
Institute for Human Services, Inc.	1 days
Kealahou West O'ahu	0 days
Legal Aid Society of Hawai'i	0 days
Mental Health Kokua	0 days
O'ahu Housing Now	0 days
Residential Youth Services & Empower..	1 days
Shelter of Wisdom	4 days
Steadfast Housing Development Corpor..	1 days
U.S. Veterans Initiative	7 days
VI-SPDAT (whole CoC)	0 days
Waikiki Health	1 days
Women In Need	2 days

2021 HMIS Data Monitoring Dashboard

This dashboard serves to highlight data timeliness, completeness and performance by organization. This dashboard is not and should not be used as a measure of the quality of care and services provided to clients. This dashboard simply highlights data metrics as they are entered into HMIS. To view more metrics click on the "More Metrics" button.

Click on the arrows to select the Month:
December

3,480 Individuals (3,923 Enrollments) enrolled in a HMIS Program or VI-SPDAT during December

More Metrics!

CoC Overall Data Completeness

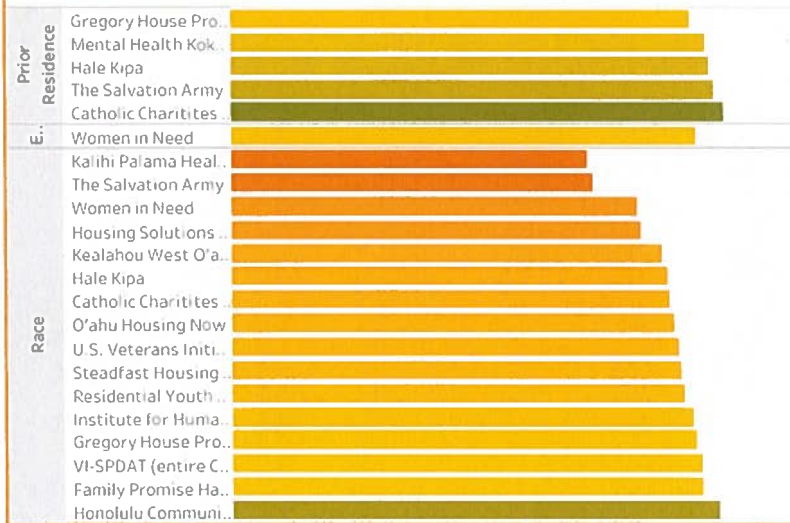
Data standards allow for a 5% rate of Unknown, Refused, or Data Not Collected responses. Data is considered incomplete when responses to selected questions are Not Collected, Refused, Unknown, or Not Entered into HMIS. Race is also considered incomplete when Native Hawaiian or Other Pacific Islander or Asian Racial Detail is left blank (i.e. NHPI - Native Hawaiian, Asian - Korean).

Prior Residence	98%
Ethnicity	98%
Race	87%

Data Completeness by Organization

Many programs have a Completeness rate of 95% or higher and therefore are not on this list.

Clients in Street Outreach & Services Only Programs will not appear on the list if they do not have a Date of Engagement (starting in August).



Date of Engagement by Organization

(Only for Street Outreach & Services Only Programs)

Percent of Clients with a Date of Engagement who left selected programs. D.O.E. is required for all individuals over the age of 18 or any unaccompanied minors. Data standards allow for a 5% rate of non-engagement. Percent of Engaged Clients is calculated upon total exits from Street Outreach & Services Only programs for the month. Data is only available from August 2021.

Hale Kipa	7%
Achieve Zero	40%
Kealahou West O'ahu	47%
Hawai'i Health & Harm Reducti...	50%
Institute for Human Services	56%
Legal Aid Society of Hawai'i	79%

28 total duplicate client records created by 11 Organizations in December

Number of Duplicate Clients Created Monthly by Org (5 organizations with the highest number)

This graph shows how many duplicate client records are created by organizations each month. Duplicates negatively impact reporting, clients, and the database as a whole. HMIS offers training and assistance to fix and prevent duplicates.

Institute for Human Services	13 duplicates created
Residential Youth Services & E...	3 duplicates created
Hawai'i Health & Harm Reducti...	3 duplicates created
U.S. Veterans Initiative	2 duplicates created
Women in Need	1 duplicates created

2021 HMIS Data Monitoring Dashboard

This dashboard serves to highlight data timeliness, completeness and performance by organization. This dashboard is not and should not be used as a measure of the quality of care and services provided to clients. This dashboard simply highlights data metrics as they are entered into HMIS. To view more metrics click on the "More Metrics" button.

Click on the arrows to select the Month:
December

More Metrics!

CoC Overall Data Entry Timeliness

Average number of days it takes providers to enter enrollments into HMIS during the month of December. Data standards require organizations to enter data within 72hrs.
* Timeliness will be analysed 2 months back from the current month as this allows for the most accurate analysis of timeliness records.

2 days

CoC Overall Data Exit Timeliness

Average number of days it takes providers to exit enrollments from HMIS during the month of December. Data standards require organizations to enter data within 72hrs.
* Timeliness will be analysed 2 months back from the current month as this allows for the most accurate analysis of timeliness records.

4 days

Data Entry Timeliness by Organization

Achieve Zero	1 days
Alternative Structures International	1 days
Catholic Charities Hawai'i	1 days
City Projects	1 days
Family Promise Hawai'i	3 days
Gregory House Programs	0 days
Hale Kipa	2 days
Hawai'i Health & Harm Reduction Center	1 days
Hawai'i Homeless Healthcare Hui (H4)	0 days
Honolulu Community Action Program	1 days
Housing Solutions, Inc.	1 days
Institute for Human Services, Inc.	1 days
Kalihi Palama Health Center	0 days
Kealahou West O'ahu	1 days
Legal Aid Society of Hawai'i	0 days
Mental Health Kokua	0 days
O'ahu Housing Now	0 days
Residential Youth Services & Empower..	1 days
Shelter of Wisdom	1 days
Steadfast Housing Development Corpor..	0 days
The Salvation Army	0 days
U.S. Veterans Initiative	1 days
VI-SPDAT (whole CoC)	1 days
Waikiki Health	1 days
Women In Need	14 days

Data Exit Timeliness by Organization

Achieve Zero	0 days
Alternative Structures International	1 days
Catholic Charities Hawai'i	3 days
City Projects	1 days
Family Promise Hawai'i	3 days
Hale Kipa	0 days
Hawai'i Health & Harm Reduction Center	1 days
Honolulu Community Action Program	0 days
Housing Solutions, Inc.	0 days
Institute for Human Services, Inc.	0 days
Kealahou West O'ahu	1 days
Legal Aid Society of Hawai'i	0 days
Mental Health Kokua	0 days
O'ahu Housing Now	2 days
Residential Youth Services & Empower..	3 days
Shelter of Wisdom	2 days
Steadfast Housing Development Corpor..	0 days
U.S. Veterans Initiative	2 days
VI-SPDAT (whole CoC)	0 days
Waikiki Health	0 days
Women In Need	0 days

OAHU HOUSING NOW:

We are excited to report that we have reached our goal of 300 households in the Oahu Housing Now Program. We are currently working on a possible extension of this program. This has been a great program for our community, and it has also begun the hard work of improving our interactions with the city and the invoice reimbursement process. We are looking to work with the city to improve this process for all providers based on the lessons learned during the OHN Program.

O'ahu Housing Now

Housing is Healthcare! The CARES ACT funded program, O'ahu Housing Now (OHN), plans to rehouse 300-350 households currently experiencing homelessness, and provide these households with housing rental assistance for 12 full months. OHN will accomplish this through a novel Rapid Rehousing (RRH) approach integrating a vast network of providers, funder and community stakeholders. During this time, OHN has two main objectives: slow the spread of COVID-19 in the community and i.

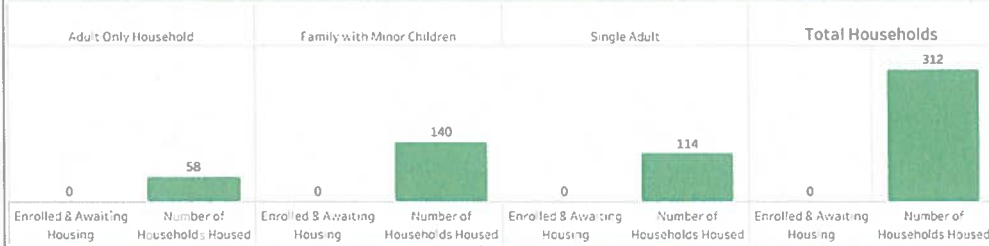
Housing Goals..

Number of Households Housed



Number of Households Housed or with Active Enrollments

Enrolled Awaiting Housing (purple) indicates those households who are currently enrolled in the OHN program and are on their way to being housed. Currently Housed (green) indicates those in the OHN program who have been housed.



Timing Goals

All OHN clients are referred through the Coordinated Entry System (CES). After referral clients are enrolled into the OHN program.



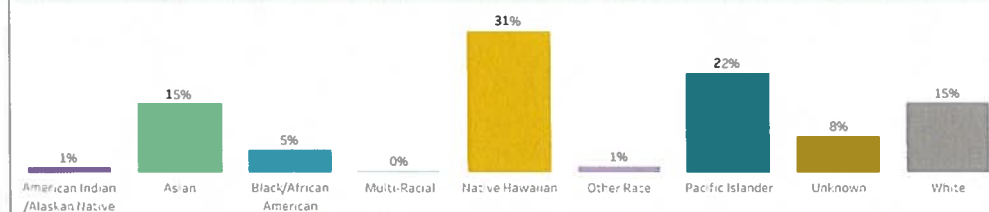
Household Demographics

Understanding the demographics of the clients we serve play in an integral role in ensuring racial equity and that the OHN program accurately reflects the population that we are serving. Native Hawaiian is separated from Pacific Islander (Samoan, Tongan, Marshallese, Micronesian, etc) to ensure equitable rehousing efforts considering the disproportionate impact of homelessness among Native Hawaiians on O'ahu.



Race of Enrolled OHN Population

This is ONLY the race of the Head of Household Enrolled clients indicates those who are currently enrolled and awaiting housing and those who have been housed.



Race of Housed OHN Population

This is ONLY the race of the Head of Household This graph looks at the racial breakdown of those individuals who have been successfully housed through the OHN program.

